

*Dy*

### 5. 5. What is your residency classification at MSU?

answered question	13
skipped question	0

### 6. 6. Age

		Response Percent	Response Count
24 or younger		76.9%	10
25-34		23.1%	3
35-44		0.0%	0
45 or older		0.0%	0
		answered question	13
		skipped question	0

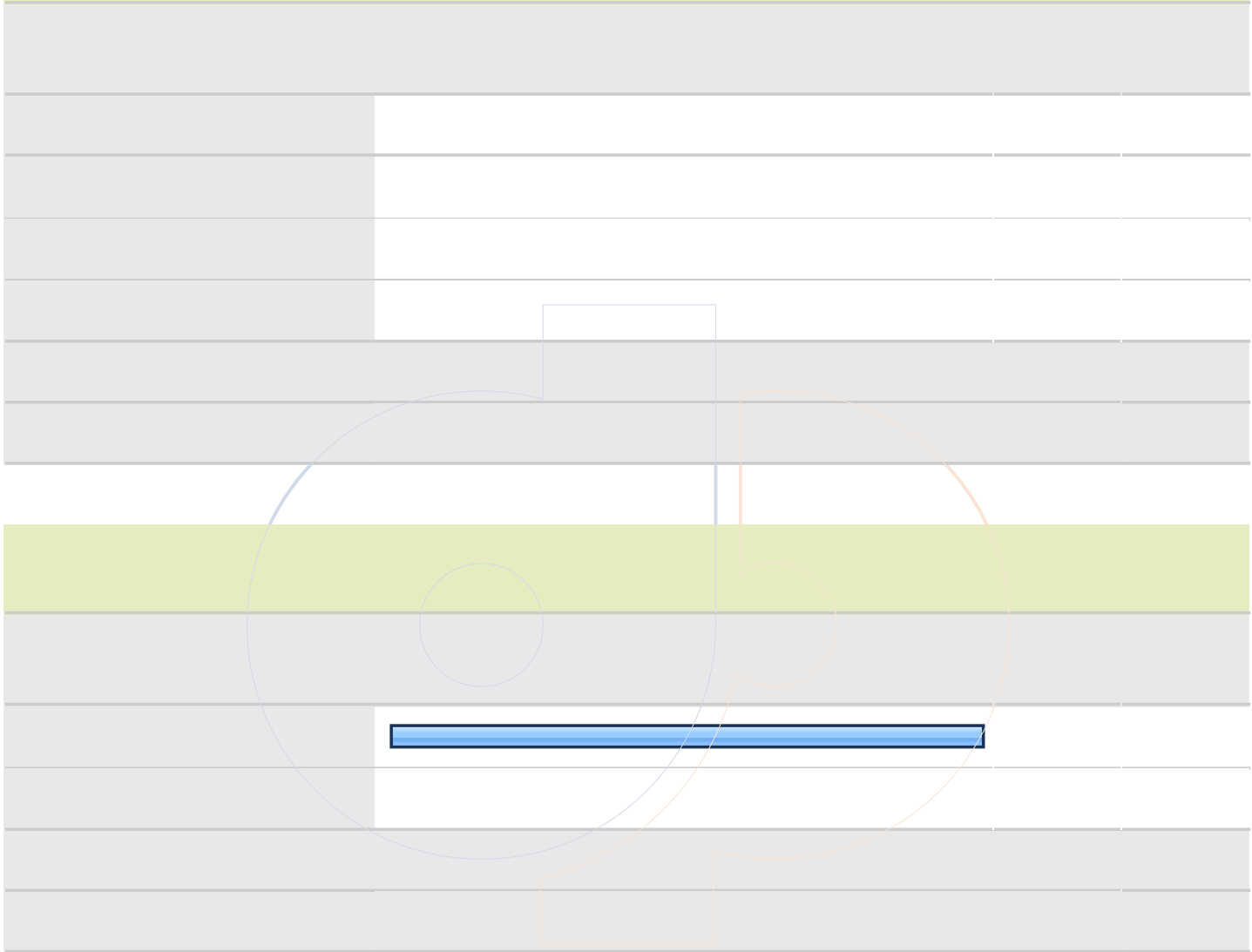
### 7. 7. Has either of your parents received a bachelor's degree?

		Response Percent	Response Count
Yes		30.8%	4
No		69.2%	9
		answered question	13
		skipped question	0











*Dy*

**11. 11. Approximately what percent of your University Studies (general education) classes did you take at MSU?**



Dy

### 13. 13. In which Residential College are you a member?



		Response Percent	Response Count
Do not know		7.7%	1
Clark College		15.4%	2
<b>Elizabeth College</b>		<b>23.1%</b>	<b>3</b>
Franklin-Springer Colleges		15.4%	2
Hart College		7.7%	1
Hester College		7.7%	1
Regents College		0.0%	0
Richmond College		15.4%	2
White College		7.7%	1
		<b>answered question</b>	<b>13</b>
		<b>skipped question</b>	<b>0</b>

Dy


**13. 13. In which Residential College are you a member?**

answered question	13
skipped question	0

**14. 14. Have you ever received any type of Financial Aid while at MSU? (scholarships, grants, work-study, etc.)**




		Response Percent	Response Count
Yes		92.3%	12
No		7.7%	1
		answered question	13
		skipped question	0

**15. 15. How many years will it take you to complete your degree from the point of your initial enrollment in college (including any time at a previous institution)?**





### 16. 16. In what range does your grade point average fall?

		Response Percent	Response Count
Less than 2.00		0.0%	0
2.00-2.50		0.0%	0
2.51-3.00		15.4%	2
3.01-3.50		23.1%	3
3.51-4.00		61.5%	8
<b>answered question</b>			<b>13</b>
<b>skipped question</b>			<b>0</b>

Dy

**17. 17. Please identify the program/major in which you are earning a degree. If you have a double major, check both of your majors. (Note: Liberal Arts and Integrated Studies Students, check Liberal Arts or Integrated Studies. Do not check your field of study as a major.)**

	Response Percent	Response Count
Accounting	0.0%	0
Advertising	0.0%	0
Agricultural Science & Technology (associate's)	0.0%	0
Agricultural Science (bachelor's)	0.0%	0
Animal Technology/Animal-Equine	0.0%	0
Animal Technology/Vet Tech, Pre-Vet	0.0%	0
Applied Physics	0.0%	0
Art	0.0%	0
Athletic Training	0.0%	0
Biology	0.0%	0
Business Administration (associate's)	0.0%	0
Business Administration (bachelor's)	0.0%	0
Career & Technical Education (associate's)	0.0%	0
Career & Technical Education (bachelor's)	0.0%	0
Chemistry	0.0%	0
Civil Engineering Technology (associate's)	0.0%	0
<b>answered question</b>		<b>13</b>
<b>skipped question</b>		<b>0</b>

**17. 17. Please identify the program/major in which you are earning a degree. If you have a double major, check both of your majors. (Note: Liberal Arts and Integrated Studies Students, check Liberal Arts or Integrated Studies. Do not check your field of study as a major.)**

Civil Engineering Technology (bachelor's)	0.0%	0
Communication Disorders	0.0%	0
Community Health	0.0%	0
Computer Information Systems	0.0%	0
Computer Science	0.0%	0
Creative Writing (BFA)	0.0%	0
Criminal Justice	0.0%	0
Economics	0.0%	0
Electromechanical Engineering Technology	0.0%	0
Elementary School Education	0.0%	0
Engineering Graphics & Design	0.0%	0
Engineering Physics	0.0%	0
English	0.0%	0
English Education (TESOL)	0.0%	0
Exercise Science	0.0%	0
Finance	0.0%	0
French	0.0%	0
General Studies (associate's)	0.0%	0
Geosciences	0.0%	0
German	0.0%	0
<b>answered question</b>		<b>13</b>
<b>skipped question</b>		<b>0</b>

**17. 17. Please identify the program/major in which you are earning a degree. If you have a double major, check both of your majors. (Note: Liberal Arts and Integrated Studies Students, check Liberal Arts or Integrated Studies. Do not check your field of study as a major.)**

Graphic Communications Media	0.0%	0
Health & Physical Education	0.0%	0
Health Information Administration	0.0%	0
History	0.0%	0
Industrial Technology (associate's)	0.0%	0
Integrated Studies (BIS)	0.0%	0
Interdisciplinary Early Childhood Education	0.0%	0
Interior Design	0.0%	0
International Business	0.0%	0
International Studies	0.0%	0
Japanese	0.0%	0
Journalism	0.0%	0
Learning & Behavior Disorders	0.0%	0
Liberal Arts	0.0%	0
Logistics & Supply Chain Management	0.0%	0
Management	0.0%	0
Manufacturing Technology	0.0%	0
Marketing	0.0%	0
Mathematics	0.0%	0
<b>answered question</b>		<b>13</b>
<b>skipped question</b>		<b>0</b>






*Dy*

**17. 17. Please identify the program/major in which you are earning a degree. If you have a double major, check both of your majors. (Note: Liberal Arts and Integrated Studies Students, check Liberal Arts or Integrated Studies. Do not check your field of study as a major.)**

Television Production	0.0%	0
Theatre	0.0%	0
Wildlife & Conservation Biology	0.0%	0
<b>answered question</b>		<b>13</b>
<b>skipped question</b>		<b>0</b>

**18. 20. What is the highest degree you eventually hope to receive?**

		Response Percent	Response Count
Associate		0.0%	0
Baccalaureate		30.8%	4
<b>Graduate</b>		<b>61.5%</b>	<b>8</b>
Professional		7.7%	1
<b>answered question</b>		<b>13</b>	
<b>skipped question</b>		<b>0</b>	

### 19. 21. Which best describes your situation?

		Response Percent	Response Count
Did not change major/area		84.6%	11
Did not initially declare major/area		0.0%	0
Changed major/area		15.4%	2
<b>answered question</b>			<b>13</b>
<b>skipped question</b>			<b>0</b>








*Dy*



## 22. 24. What time would you have preferred?

		Response Percent	Response Count
Late afternoon		25.0%	1
Evening		50.0%	2
			
answered question			4
skipped question			9

## 24. 26. Did you take any online courses while at Murray State?



answered question

13

skipped question





Dy






### 26. 28. Why did it take you an extra semester or more?

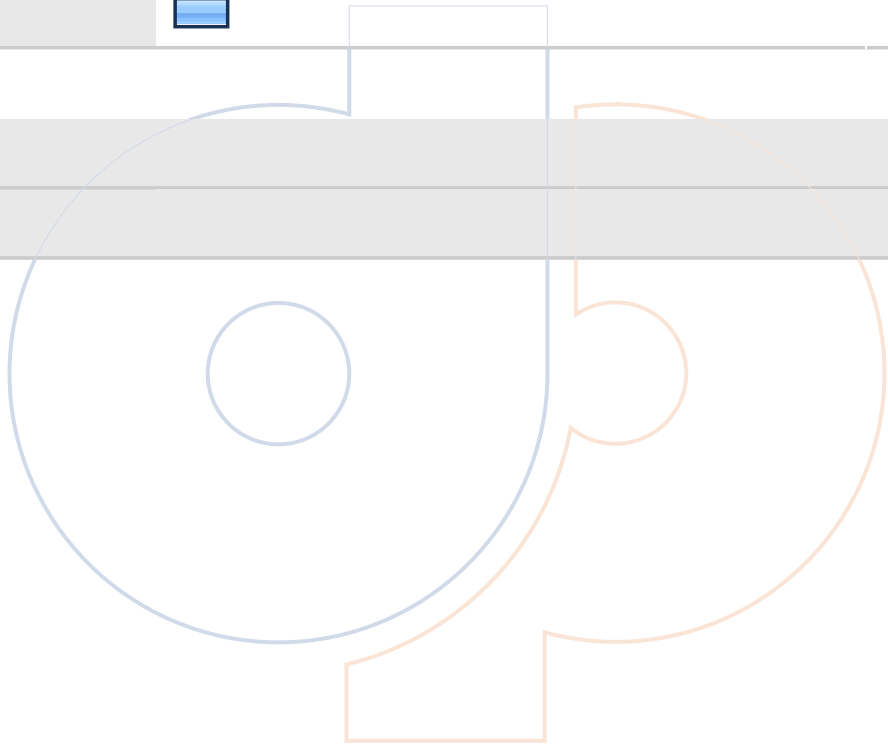
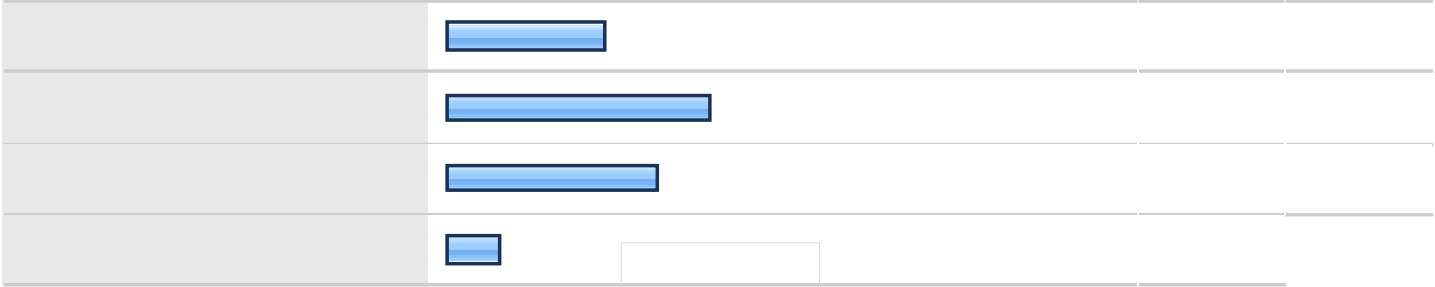


answered question	9
skipped question	4

### 27. 29. Did you have trouble getting any course(s) you needed while at Murray State?

		Response Percent	Response Count
Yes		30.8%	4
No		69.2%	9
		answered question	13
		skipped question	0

### 28. 30. Why did you have trouble getting the course?

		Response Percent	Response Count
The course was not offered the semester I needed it.		50.0%	2
The course was not offered at hours convenient to my work schedule.		0.0%	0
The course was not offered at hours suitable for my school schedule.		0.0%	0
All course sections were closed.		25.0%	1
			1
		answered question	4
		skipped question	9



Dy



**31. 33. Which statement best describes your experience with academic advising in your major/area?**

answered question



**32. Questions 34-48 For each of these items, indicate the extent to which you were satisfied.**

**Very  
satisfied**



**answered question 12**

**skipped question 1**



**32. Questions 34-48 For each of these items, indicate the extent to which you were satisfied.**

46 Effectiveness of library personnel in meeting your information needs	33.3% (4)	<b>58.3% (7)</b>	8.3% (1)	0.0% (0)	3.25	12
47. Access to on-hand or electronic library resources	41.7% (5)	<b>58.3% (7)</b>	0.0% (0)	0.0% (0)	3.42	12
48. Computer, individual and group work spaces available within University Libraries (Waterfield, Pogue and Overby)	33.3% (4)	<b>50.0% (6)</b>	16.7% (2)	0.0% (0)	3.17	12
<b>answered question</b>						<b>12</b>
<b>skipped question</b>						<b>1</b>

**33. Questions 49-55 University Studies is designed to offer you a broad base of skills and knowledge and to prepare you for upper division study. Please indicate how effective University Studies at Murray State was in helping you achieve these goals.**

	Very effective	Effective	Ineffective	Very ineffective	Rating Average	Rating Count
49. Writing skills	41.7% (5)	<b>58.3% (7)</b>	0.0% (0)	0.0% (0)	3.42	12
<b>answered question</b>						<b>12</b>
<b>skipped question</b>						<b>1</b>







68. International student support services	8.3% (1)	16.7% (2)	0.0% (0)	0.0% (0)	<b>75.0% (9)</b>	3.33	12
69. Internet and wireless access for study and research needs	16.7% (2)	<b>75.0% (9)</b>	0.0% (0)	8.3% (1)	0.0% (0)	3.00	12
70. Intramural Sports and Recreation	16.7% (2)	<b>50.0% (6)</b>	0.0% (0)	0.0% (0)	33.3% (4)	3.25	12
71. LGBT programs	8.3% (1)	8.3% (1)	8.3% (1)	0.0% (0)	<b>75.0% (9)</b>	3.00	12
72. Lowry Center/Developmental courses and tutoring	8.3% (1)	25.0% (3)	0.0% (0)	0.0% (0)	<b>66.7% (8)</b>	3.25	12
73. Library	16.7% (2)	<b>75.0% (9)</b>	0.0% (0)	0.0% (0)	8.3% (1)	3.18	12
74. MSU web site	25.0% (3)	<b>66.7% (8)</b>	0.0% (0)	0.0% (0)	<b>8.3% (1)</b>	3.27	12
75. NCAA Sports	16.7% (2)	<b>41.7% (5)</b>	0.0% (0)	0.0% (0)	<b>41.7% (5)</b>	3.29	12


**34. Questions 56-89** For each of these services, activities or programs that you used, please indicate the extent to which you were satisfied that they met your needs. For those that you did not use, mark the "Did Not Use" option.

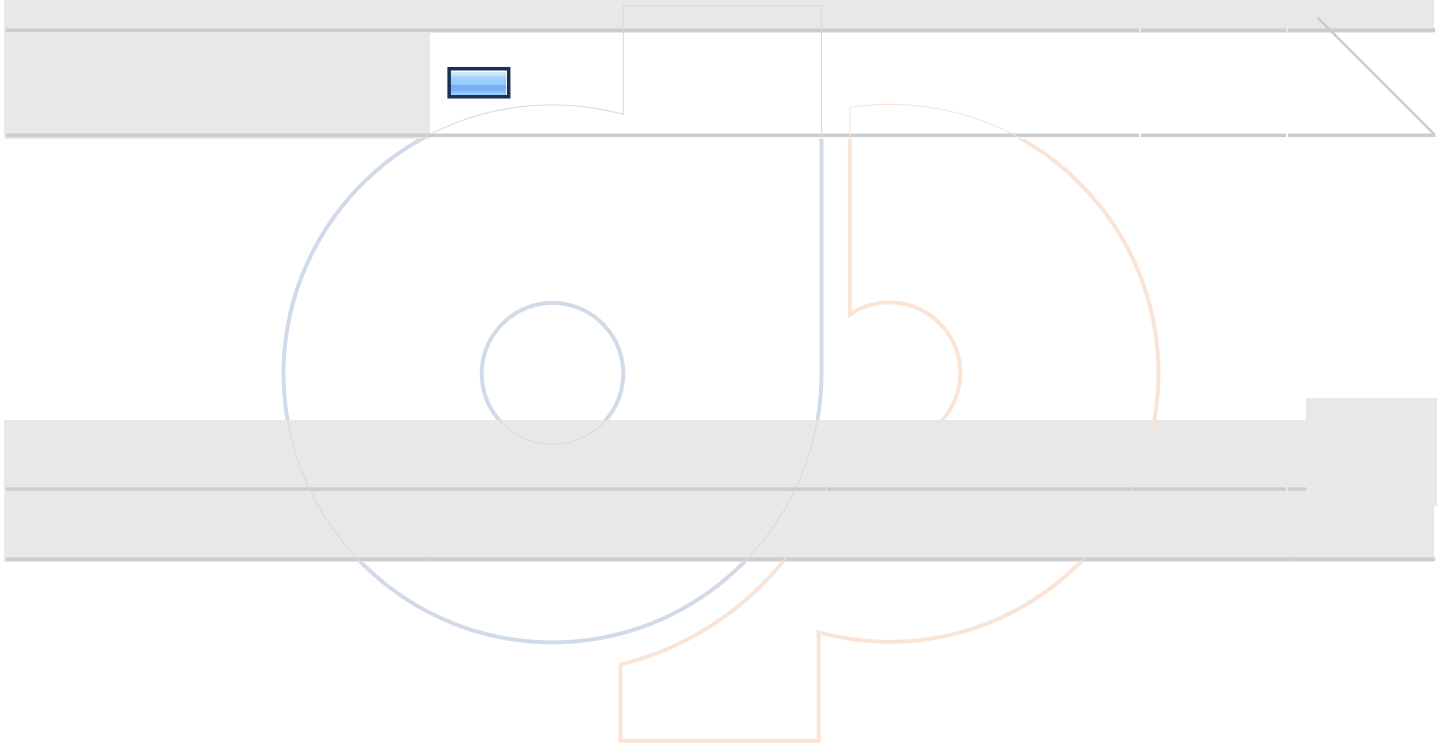


82. Student Disability Services (SDS)	16.7% (2)	8.3% (1)	0.0% (0)	0.0% (0)	<b>75.0% (9)</b>	3.67	12	
83. Transcript requests	8.3% (1)	<b>66.7% (8)</b>	0.0% (0)	0.0% (0)	25.0% (3)	3.11	12	
84. Student Support Services (SSS)	9.1% (1)	27.3% (3)	0.0% (0)	0.0% (0)	<b>63.6% (7)</b>	3.25	11	
85. Transfer Center	8.3% (1)	41.7% (5)	0.0% (0)	0.0% (0)	<b>50.0% (6)</b>	3.17	12	
86. University Counseling Services	25.0% (3)	<b>41.7% (5)</b>	0.0% (0)	0.0% (0)	33.3% (4)	3.38	12	
87. Veteran Services	8.3% (1)	16.7% (2)	0.0% (0)	0.0% (0)	<b>75.0% (9)</b>	3.33	12	
88. Wellness Center	41.7% (5)	<b>58.3% (7)</b>	0.0% (0)	0.0% (0)	0.0% (0)	3.42	12	
89. Women's Center	8.3% (1)	8.3% (1)	0.0% (0)	0.0% (0)	<b>83.3% (10)</b>	3.50	12	
<b>answered question</b>							<b>12</b>	
<b>skipped question</b>							<b>1</b>	

Dy

### 35. 90. To what extent did you participate in Residential College activities?

		Response Percent	Response Count
Did not participate		16.7%	2
Frequently		16.7%	2
Occasionally		8.3%	1
<b>Seldom</b>		<b>58.3%</b>	<b>7</b>
<b>answered question</b>			<b>12</b>
<b>skipped question</b>			<b>1</b>





Dy

**38. Questions 93-102 The University has formulated ten desired "Characteristics of the Murray State University Graduate." Please indicate how effective your MSU experience was in enhancing your abilities in each area.**

	Very effective	Effective	Ineffective	Very ineffective	Rating Average	Rating Count
93. Engage in mature, independent and creative thought and express that thought effectively in oral and written communication;	50.0% (6)	50.0% (6)	0.0% (0)	0.0% (0)	3.50	12
94. Understand and apply the critical and scientific methodologies that academic disciplines employ to discover knowledge and ascertain its validity;	25.0% (3)	75.0% (9)	0.0% (0)	0.0% (0)	3.25	12
95. Apply sound standards of information gathering, analysis and evaluation to reach logical decisions;	33.3% (4)	66.7% (8)	0.0% (0)	0.0% (0)	3.33	12
96. Understand the roles and applications of science and technology in the solution of the problems of a changing world;	33.3% (4)	50.0% (6)	16.7% (2)	0.0% (0)	3.17	12
97. Demonstrate a critical understanding of the world's historical, literary, philosophical and artistic traditions;	33.3% (4)	66.7% (8)	0.0% (0)	0.0% (0)	3.33	12
98. Understand the dynamics of cultural diversity, of competing economic and political systems, and of complex moral and ethical issues;	50.0% (6)	50.0% (6)	0.0% (0)	0.0% (0)	3.50	12
99. Understand the nature of and engage in ethical behavior and responsible citizenship;	58.3% (7)	41.7% (5)	0.0% (0)	0.0% (0)	3.58	12
					<b>answered question</b>	<b>12</b>
					<b>skipped question</b>	<b>1</b>




*Dy*






*Dy*



*Dy*







Dy



**41. 105. If you intend to work full-time, what do you expect your salary to be?**

answered question	12
skipped question	1

**42. 106. If you intend to continue your education, please indicate which statement best describes the institution you will attend.**

		Response Percent	Response Count
Murray State University		16.7%	2
University/College in Kentucky		8.3%	1
University/College outside Kentucky		25.0%	3
Does not apply		50.0%	6
		answered question	12
		skipped question	1

**43. 107. "I would recommend Murray State University to a prospective student."**

		Response Percent	Response Count
Strongly agree		58.3%	7
Agree		41.7%	5
Disagree		0.0%	0
Strongly disagree		0.0%	0
		answered question	12
		skipped question	1

#### 44. Feedback:

	Response Count
	2
answered question	2
skipped question	11



**45. 17. Please identify the program/major in which you are earning a degree. If you have a double major, check both of your majors. (Note: Liberal Arts and Integrated Studies Students, check Liberal Arts or Integrated Studies. Do not check your field of study as a major.)**

**Response Percent**  
**Response Count**

answered question

Accounting

Accounting

answered question 0

skipped question 13









*Dy*



**45. 17. Please identify the program/major in which you are earning a degree. If you have a double major, check both of your majors. (Note: Liberal Arts and Integrated Studies Students, check Liberal Arts or Integrated Studies. Do not check your field of study as a major.)**

Integrated Studies (BIS)	0.0%	0
General Studies (associate's)	0.0%	0
<b>answered question</b>		<b>0</b>
<b>skipped question</b>		<b>13</b>

