

MSU Senior Survey

1. 1. Graduation Date

Month

	May	August	December	Response Count
Please select the month and year that you plan to graduate:	100.0% (2)	0.0% (0)	0.0% (0)	2

Year

	2012	2013	2014	2015	2016	2017	2018	2019	2020	Response Count
Please select the month and year that you plan to graduate:	0.0% (0)	0.0% (0)	0.0% (0)	0.0% (0)	0.0% (0)	100.0% (2)	0.0% (0)	0.0% (0)	0.0% (0)	2
answered question										2
skipped question										0

2. 2. Gender

	Response Percent	Response Count
Female	100.0%	2
Male	0.0%	0
answered question		2
skipped question		0


3. 3. Ethnic Background

		Response Percent	Response Count
	White	0.0%	0
	Black/African-American	100.0%	2
	Asian	0.0%	0
	Hispanic/Latino	0.0%	0
	American Indian/Alaskan Native	0.0%	0
	Native Hawaiian/Other Pacific Islander	0.0%	0
	Two or more races	0.0%	0
answered question			2
skipped question			0

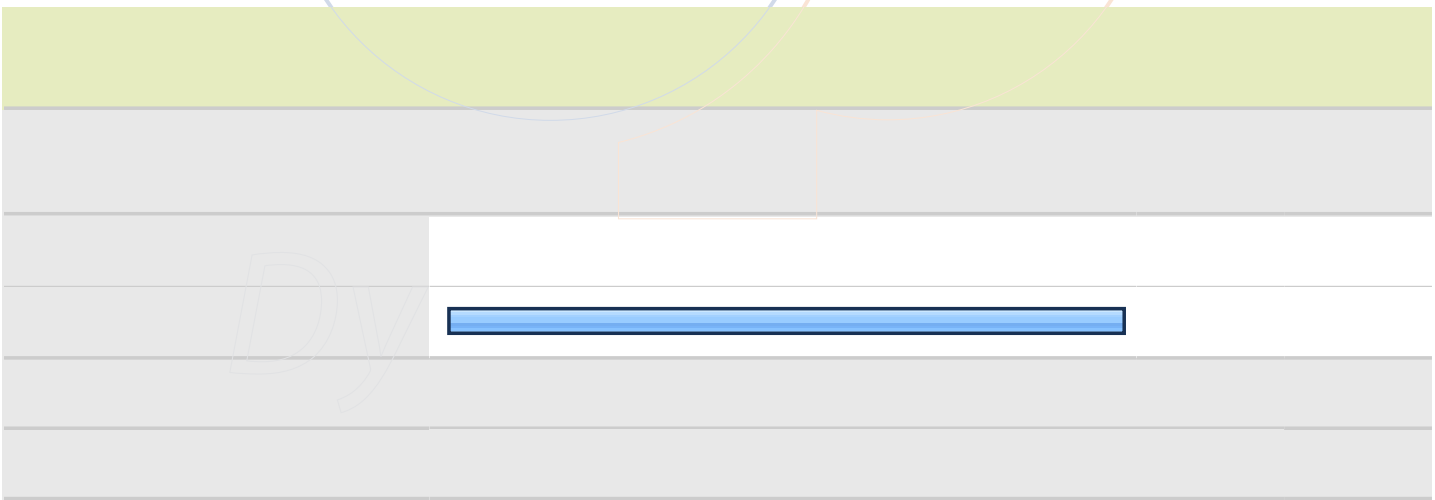
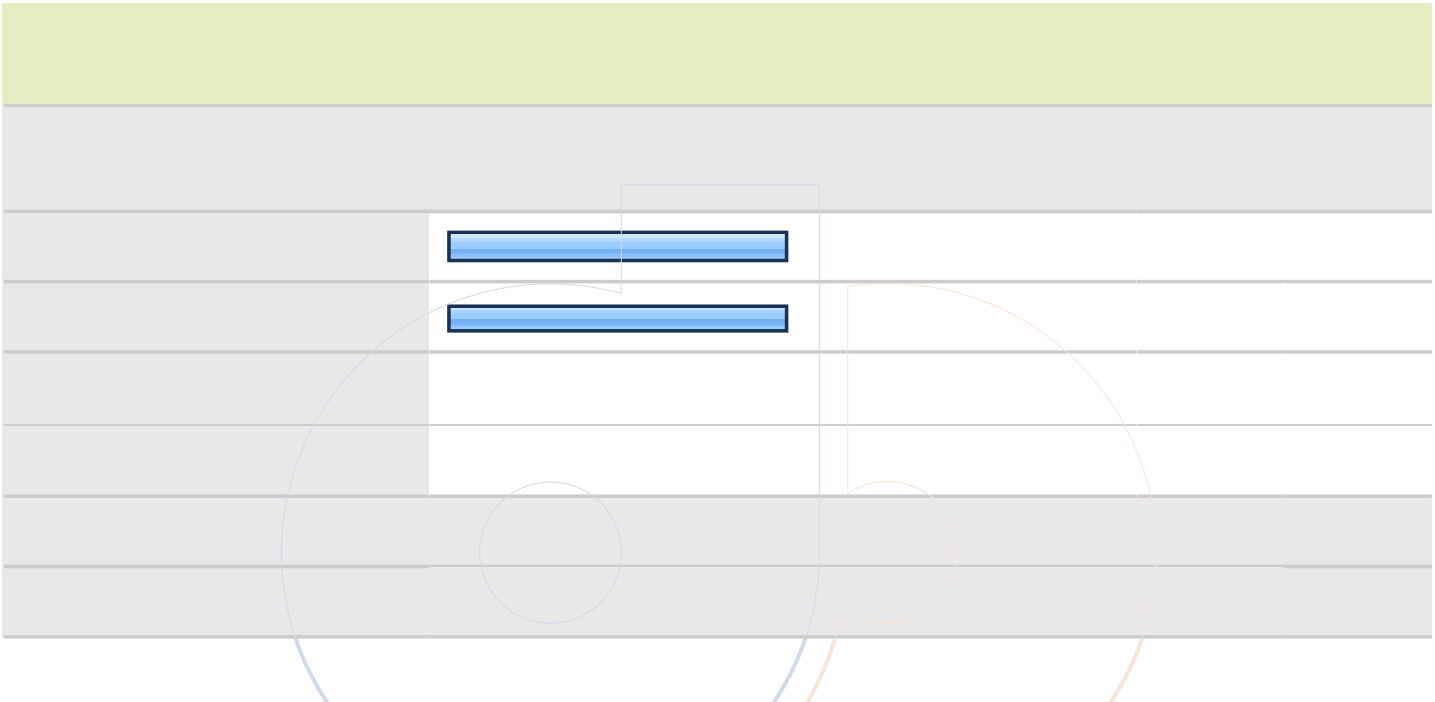

4. 4. Are you a U.S. citizen?

		Response Percent	Response Count
	Yes	100.0%	2
	No	0.0%	0
answered question			2
skipped question			0


5. 5. What is your residency classification at MSU?

		Response Percent	Response Count
In-state		100.0%	2
Out-of-state		0.0%	0
International		0.0%	0
answered question			2
skipped question			0






8. 8. Has either of your parents received a degree from MSU?

		Response Percent	Response Count
Yes		0.0%	0
No		100.0%	2
answered question			2
skipped question			0

9. 9. What was your original entry status to MSU?

		Response Percent	Response Count
Freshman		100.0%	2
Transfer from community college/technical school		0.0%	0
Transfer from 4-yr institution		0.0%	0
answered question			2
skipped question			0

10. 10. How many credits were transferred?

		Response Percent	Response Count
12 or fewer		0.0%	0
13-30		0.0%	0
31-60		0.0%	0
Over 60		0.0%	0
answered question			0
skipped question			2

11. 11. Approximately what percent of your University Studies (general education) classes did you take at MSU?



	Response Percent	Response Count
Under 25%	0.0%	0
25-49%	0.0%	0
50-74%	0.0%	0
75-100%	0.0%	0
answered question		0
skipped question		2

12. 12. What has been your attendance status at MSU?

	Response Percent	Response Count
Primarily full-time	100.0%	2
Primarily part-time	0.0%	0
answered question		2
skipped question		0

Dy

13. 13. In which Residential College are you a member?

		Response Percent	Response Count
Do not know		0.0%	0
Clark College		50.0%	1
Elizabeth College		0.0%	0
Franklin-Springer Colleges		0.0%	0
Hart College		0.0%	0
Hester College		0.0%	0
Regents College		0.0%	0
Richmond College		0.0%	0
White College		50.0%	1
answered question			2
skipped question			0

Dy

13. 13. In which Residential College are you a member?

Blank response area for the first question.

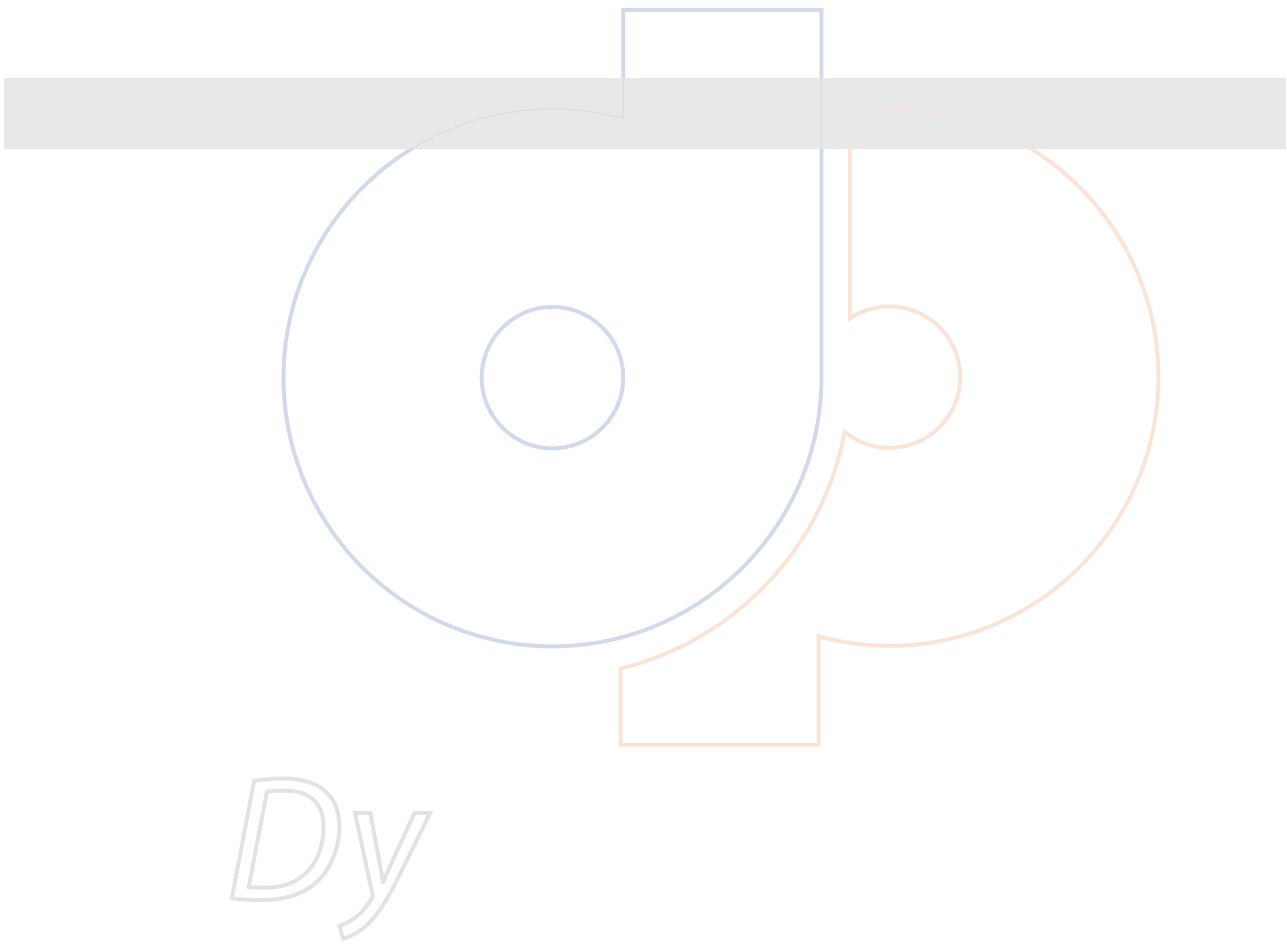
Blank response area for the second question.

Blank response area for the third question.

Blank response area for the fourth question.

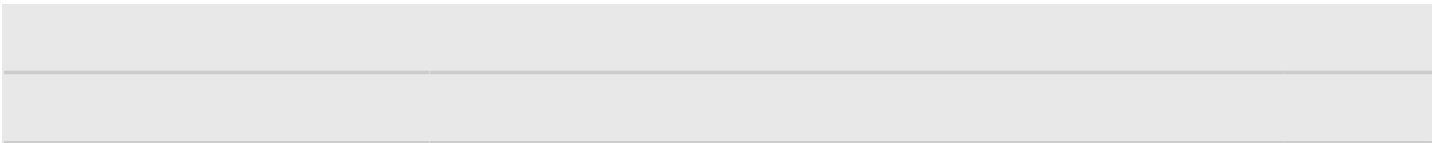
Blank response area for the fifth question.

Blank response area for the sixth question.





Dy





Dy


17. 17. Please identify the program/major in which you are earning a degree. If you have a double major, check both of your majors. (Note: Liberal Arts and Integrated Studies Students, check Liberal Arts or Integrated Studies. Do not check your field of study as a major.)

Television Production	0.0%	0
Theatre	0.0%	0
Wildlife & Conservation Biology	0.0%	0
answered question		2
skipped question		0


18. 20. What is the highest degree you eventually hope to receive?

	Response Percent	Response Count
Associate	0.0%	0
Baccalaureate	50.0%	1
Graduate	50.0%	1
Professional	0.0%	0
answered question		2
skipped question		0

19. 21. Which best describes your situation?

		Response Percent	Response Count
Did not change major/area		0.0%	0
Did not initially declare major/area		0.0%	0
Changed major/area		100.0%	2
answered question			2
skipped question			0





Dy



22. 24. What time would you have preferred?

	Response Percent	Response Count
Late afternoon	0.0%	0
Evening	0.0%	0
Weekend	0.0%	0
During the day	0.0%	0
Online	0.0%	0
answered question		0
skipped question		2



23. 25. Which best describes the location where you completed the majority of your courses?

	Response Percent	Response Count
Murray	100.0%	2
Paducah	0.0%	0
Ft. Campbell	0.0%	0
Madisonville	0.0%	0
Hopkinsville	0.0%	0
Henderson	0.0%	0
Online	0.0%	0
Other (please specify)	0.0%	0
answered question		2
skipped question		0

24. 26. Did you take any online courses while at Murray State?

		Response Percent	Response Count
Yes		50.0%	1
No		50.0%	1
answered question			2
skipped question			0

25. 27. Did it take you an extra semester or more to complete degree requirements at Murray State?

		Response Percent	Response Count
Yes		100.0%	2
No		0.0%	0
answered question			2
skipped question			0

Dy

26. 28. Why did it take you an extra semester or more?

		Response Percent	Response Count
Work obligation limited my enrollment.		50.0%	1
Family obligations limited my enrollment.		0.0%	0
		answered question	2
		skipped question	0

Dy

26. 28. Why did it take you an extra semester or more?

answered question 2

skipped question 0

27. 29. Did you have trouble getting any course(s) you needed while at Murray State?

Response Response
Percent Percent

answered question 2

skipped question 0

29. 31. Which statement best describes your experience with off-campus coop/internship?

	Response Percent	Response Count
Cannot judge; I did not have one.	0.0%	0
My experience was very valuable.	0.0%	0
My experience was valuable.	100.0%	2
My experience was of little value.	0.0%	0
My experience was of no value.	0.0%	0
answered question		2
skipped question		0


30. 32. Which statement best describes your experience with on-campus faculty-directed research, scholarly, or creative project?

	Response Percent	Response Count
Cannot judge; I did not have one.	0.0%	0
My experience was very valuable.	0.0%	0
My experience was valuable.	100.0%	2
My experience was of little value.	0.0%	0
My experience was of no value.	0.0%	0
answered question		2
skipped question		0

31. 33. Which statement best describes your experience with academic advising in your major/area?

answered question 2

skipped question 0



32. Questions 34-48 For each of these items, indicate the extent to which you were satisfied.

	Very satisfied	Satisfied	Dissatisfied	Very dissatisfied	Rating Average	Rating Count
34. Class size relative to type of course	50.0% (1)	50.0% (1)	0.0% (0)	0.0% (0)	3.50	2
35. Out-of-class availability of faculty	0.0% (0)	100.0% (2)	0.0% (0)	0.0% (0)	3.00	2
36. Effectiveness of your high school preparation for college work	0.0% (0)	50.0% (1)	50.0% (1)	0.0% (0)	2.50	2
37. Fairness of faculty in their treatment of individual students	0.0% (0)	100.0% (2)	0.0% (0)	0.0% (0)	3.00	2
38. Overall quality of instruction at Murray State	0.0% (0)	100.0% (2)	0.0% (0)	0.0% (0)	3.00	2
39. Quality of instruction in University Studies (General Education) courses	0.0% (0)	50.0% (1)	50.0% (1)	0.0% (0)	2.50	2
40. Quality of instruction in your major	50.0% (1)	50.0% (1)	0.0% (0)	0.0% (0)	3.50	2
41. Clarity of program objectives in your major	0.0% (0)	100.0% (2)	0.0% (0)	0.0% (0)	3.00	2
42. Intellectual challenge of the academic program	50.0% (1)	50.0% (1)	0.0% (0)	0.0% (0)	3.50	2
43. Encouragement and information from your major department for employment after graduation	0.0% (0)	100.0% (2)	0.0% (0)	0.0% (0)	3.00	2
44. Availability of opportunities to engage in a faculty-mentored research, scholarly, or creative project in your area of study/interest	0.0% (0)	100.0% (2)	0.0% (0)	0.0% (0)	3.00	2
45. Library hours	50.0% (1)	50.0% (1)	0.0% (0)	0.0% (0)	3.50	2
answered question						2
skipped question						0

32. Questions 34-48 For each of these items, indicate the extent to which you were satisfied.

46 Effectiveness of library personnel in meeting your information needs	50.0% (1)	0.0% (0)	50.0% (1)	0.0% (0)	3.00	2
47. Access to on-hand or electronic library resources	50.0% (1)	50.0% (1)	0.0% (0)	0.0% (0)	3.50	2
48. Computer, individual and group work spaces available within University Libraries (Waterfield, Pogue and Overby)	50.0% (1)	50.0% (1)	0.0% (0)	0.0% (0)	3.50	2
answered question						2
skipped question						0

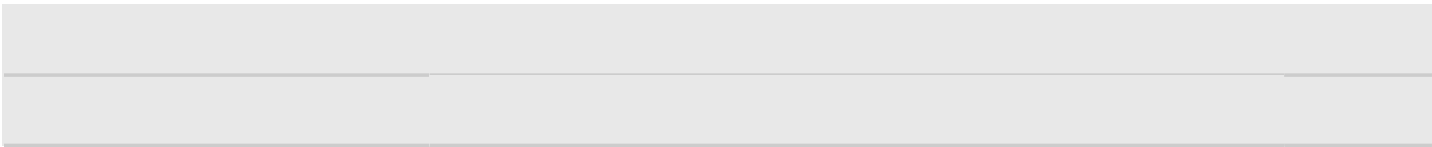
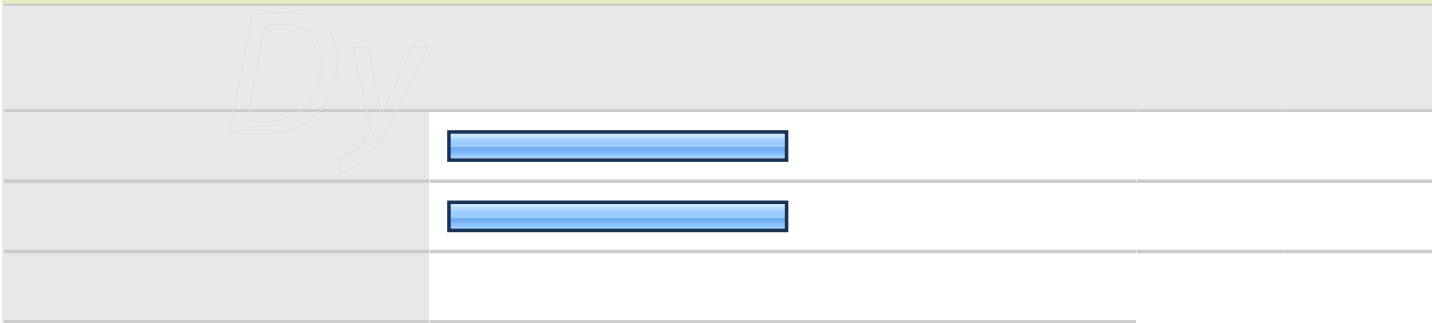


33. Questions 49-55 University Studies is designed to offer you a broad base of skills and knowledge and to prepare you for upper division study. Please indicate how effective University Studies at Murray State was in helping you achieve these goals.

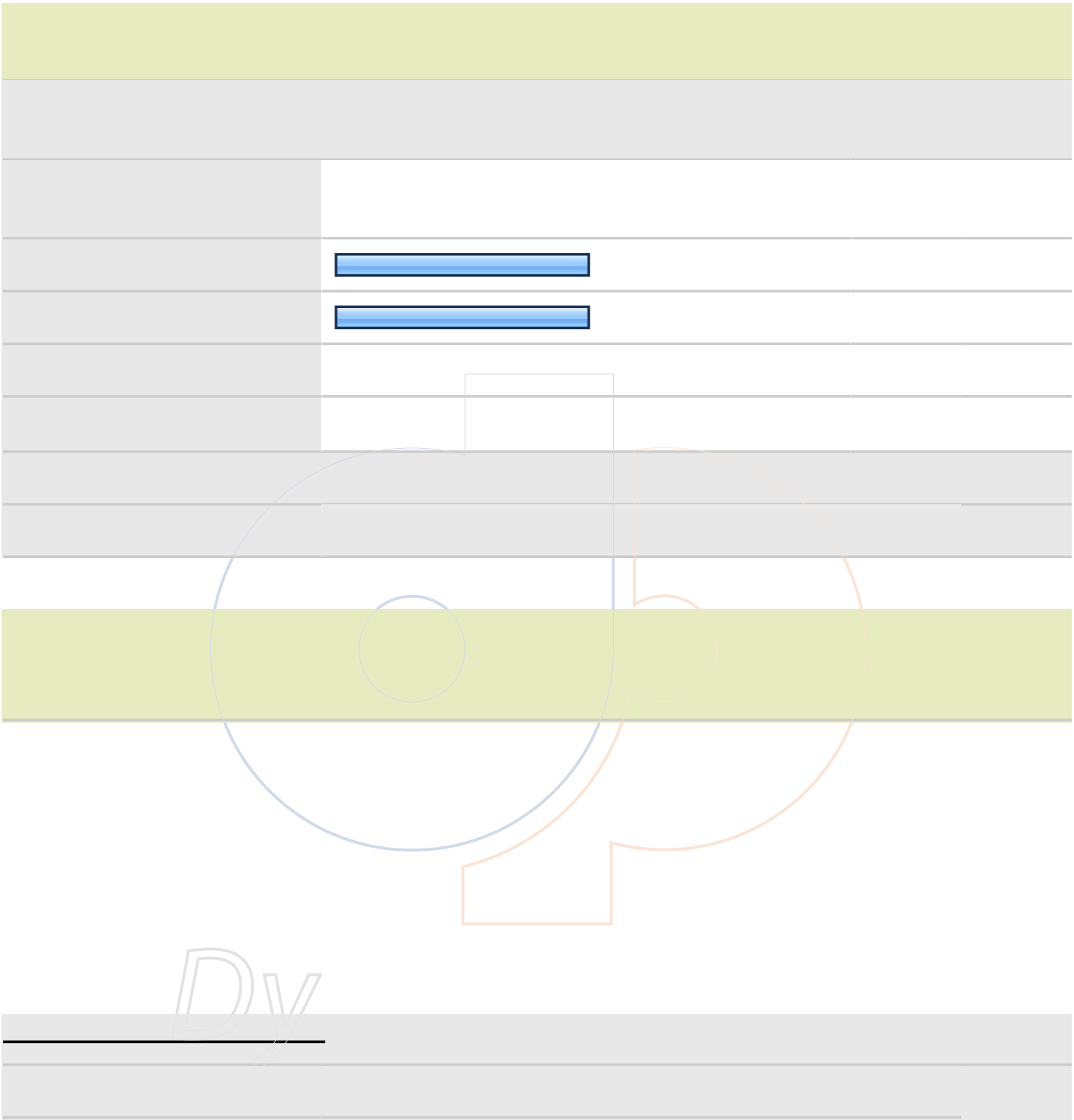
	Very effective	Effective	Ineffective	Very ineffective	Rating Average	Rating Count
49. Writing skills	50.0% (1)	50.0% (1)	0.0% (0)	0.0% (0)	3.50	2
50. Speaking skills	0.0% (0)	100.0% (2)	0.0% (0)	0.0% (0)	3.00	2
51. Critical thinking skills	50.0% (1)	50.0% (1)	0.0% (0)	0.0% (0)	3.50	2
52. Technology skills/computer skills	50.0% (1)	50.0% (1)	0.0% (0)	0.0% (0)	3.50	2
53. General knowledge in the liberal arts and sciences	50.0% (1)	50.0% (1)	0.0% (0)	0.0% (0)	3.50	2
54. International perspectives	0.0% (0)	100.0% (2)	0.0% (0)	0.0% (0)	3.00	2
55. Stimulation of interest in areas outside your chosen field of study	0.0% (0)	50.0% (1)	50.0% (1)	0.0% (0)	2.50	2
answered question						2
skipped question						0

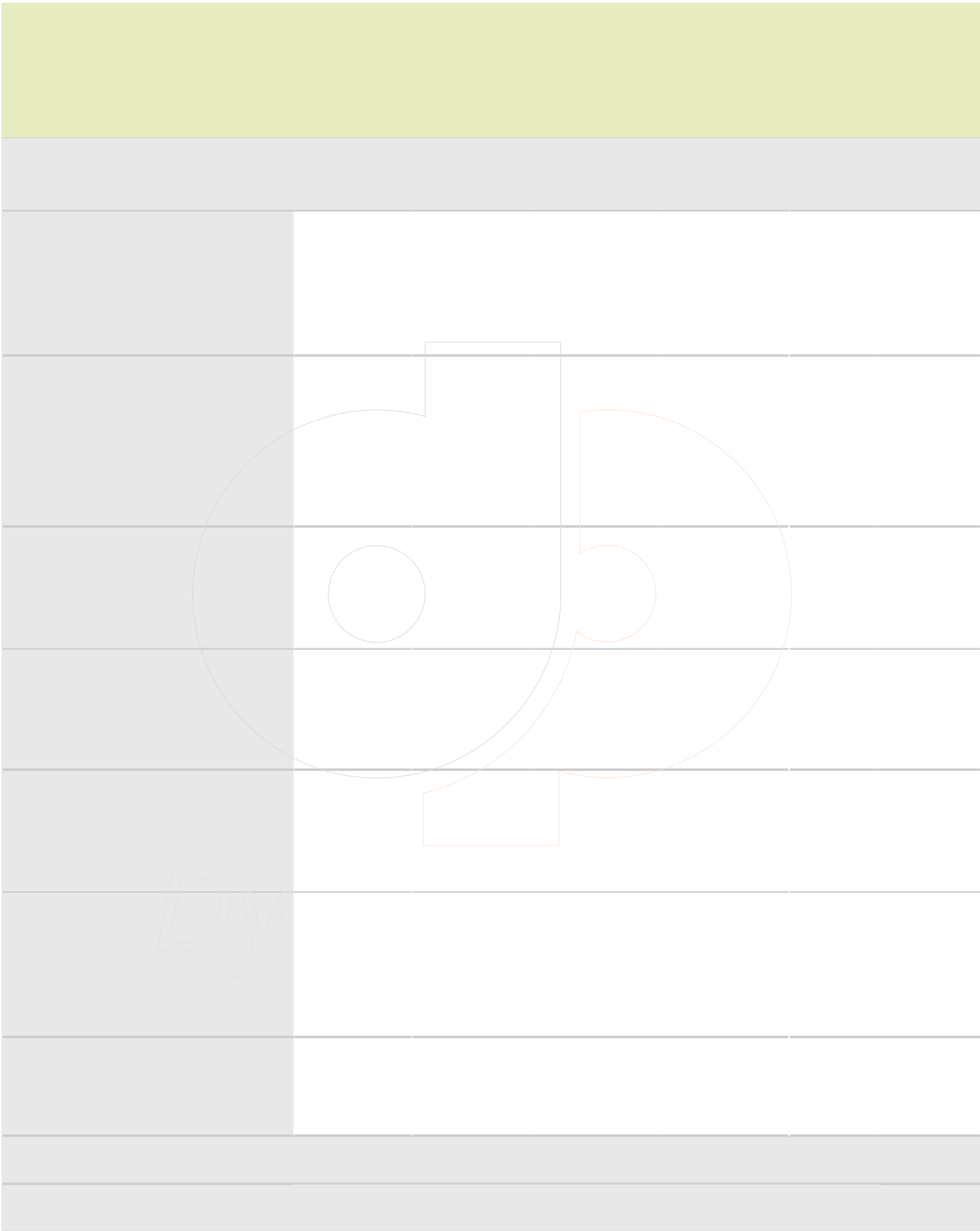
34. Questions 56-89 For each of these services, activities or programs that you used, please indicate the extent to which you were satisfied that they met your needs. For those that you did not use, mark the "Did Not Use" option.

	Very satisfied	Satisfied	Dissatisfied	Very dissatisfied	Did Not Use	Rating Average	Rating Count
56. African-American/Multicultural Student Services	0.0% (0)	50.0% (1)	50.0% (1)	0.0% (0)	0.0% (0)	2.50	2
57. Blackboard/Canvas	50.0% (1)	50.0% (1)	0.0% (0)	0.0% (0)	0.0% (0)	3.50	2
58. Career Services Office	0.0% (0)	100.0% (2)	0.0% (0)	0.0% (0)	0.0% (0)	3.00	2
59. Cultural programming and activities	0.0% (0)	100.0% (2)	0.0% (0)	0.0% (0)	0.0% (0)	3.00	2
60. Degree audit (MAP report)	50.0% (1)	50.0% (1)	0.0% (0)	0.0% (0)	0.0% (0)	3.50	2
61. Financial Aid Office customer service	0.0% (0)	100.0% (2)	0.0% (0)	0.0% (0)	0.0% (0)	3.00	2
62. Dining Services	0.0% (0)	50.0% (1)	50.0% (1)	0.0% (0)	0.0% (0)	2.50	2
63. Graduation Office	0.0% (0)	50.0% (1)	50.0% (1)	0.0% (0)	0.0% (0)	2.50	2
64. Greek life and activities	0.0% (0)	50.0% (1)	0.0% (0)	0.0% (0)	50.0% (1)	3.00	2
65. Health Services	50.0% (1)	50.0% (1)	0.0% (0)	0.0% (0)	0.0% (0)	3.50	2
66. Honor Societies/Departmental Clubs/Special Interest Organizations	0.0% (0)	100.0% (2)	0.0% (0)	0.0% (0)	0.0% (0)	3.00	2
67. International programs and activities	0.0% (0)	100.0% (2)	0.0% (0)	0.0% (0)	0.0% (0)	3.00	2
68. International student support services	0.0% (0)	50.0% (1)	0.0% (0)	0.0% (0)	50.0% (1)	3.00	2
answered question							2
skipped question							0

69. Internet and wireless access for study and research needs	0.0% (0)	100.0% (2)	0.0% (0)	0.0% (0)	0.0% (0)	3.00	2
70. Intramural Sports and Recreation	0.0% (0)	0.0% (0)	0.0% (0)	0.0% (0)	100.0% (2)	0.00	2
71. LGBT programs	0.0% (0)	50.0% (1)	0.0% (0)	0.0% (0)	50.0% (1)	3.00	2
72. Lowry Center/Developmental courses and tutoring	50.0% (1)	50.0% (1)	0.0% (0)	0.0% (0)	0.0% (0)	3.50	2
73. Library	50.0% (1)	50.0% (1)	0.0% (0)	0.0% (0)	0.0% (0)	3.50	2
74. MSU web site	50.0% (1)	50.0% (1)	0.0% (0)	0.0% (0)	0.0% (0)	3.50	2
75. NCAA Sports	0.0% (0)	50.0% (1)	0.0% (0)	0.0% (0)	50.0% (1)	3.00	2
76. Online courses that are not Blackboard or Canvas	0.0% (0)	0.0% (0)	0.0% (0)	0.0% (0)	100.0% (2)	0.00	2
77. Public Safety/Security Services	50.0% (1)	0.0% (0)	0.0% (0)	0.0% (0)	50.0% (1)	4.00	2
78. Registration through myGate	0.0% (0)	100.0% (2)	0.0% (0)	0.0% (0)	0.0% (0)	3.00	2
79. Residential College							








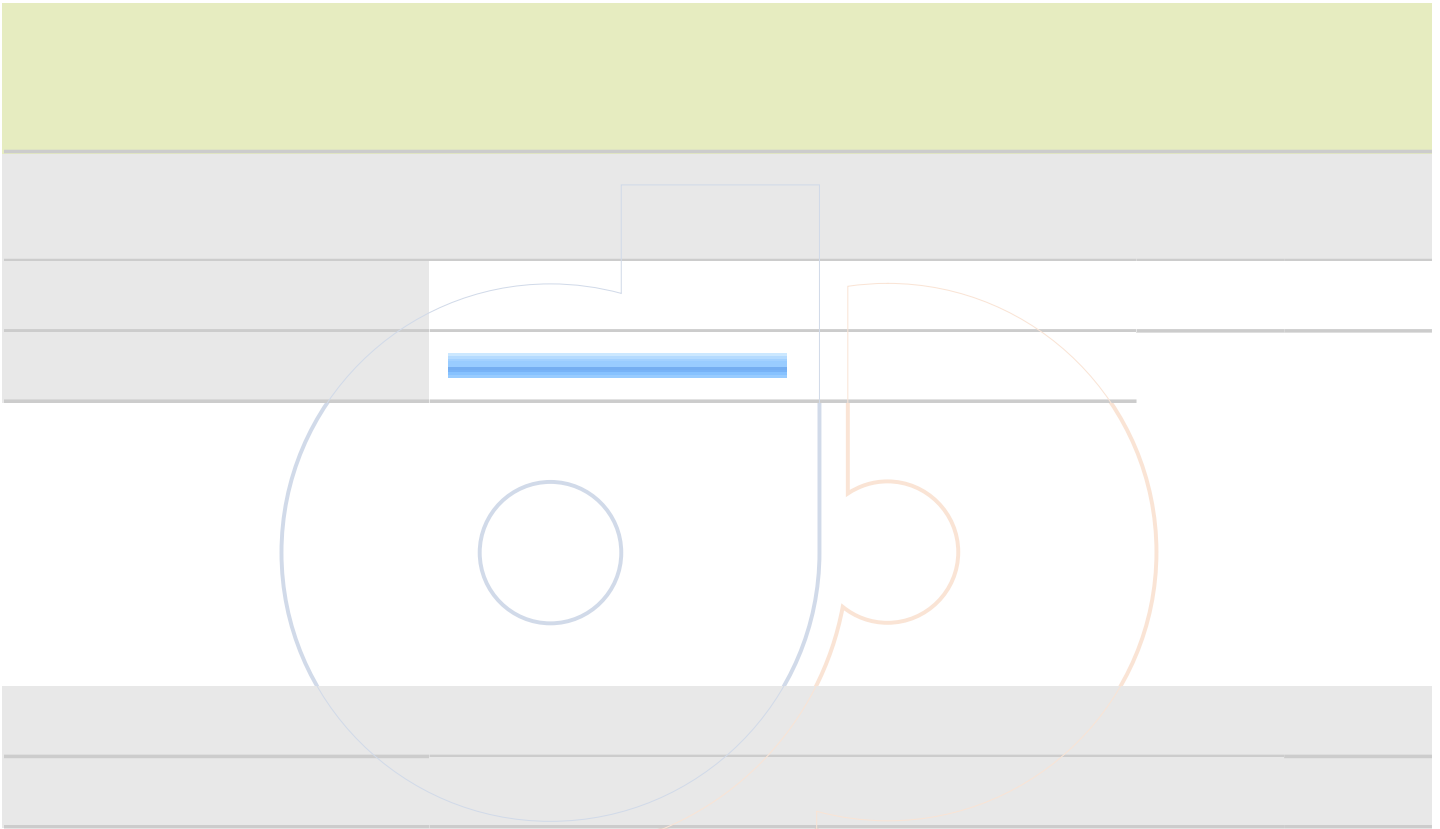

38. Questions 93-102 The University has formulated ten desired "Characteristics of the Murray State University Graduate." Please indicate how effective your MSU experience was in enhancing your abilities in each area.

100. Understand the importance of the behaviors necessary to maintain a healthy lifestyle;	50.0% (1)	50.0% (1)	0.0% (0)	0.0% (0)	3.50	2
101. Demonstrate mastery of a chosen field of study;	0.0% (0)	50.0% (1)	50.0% (1)	0.0% (0)	2.50	2
102. Value intellectual pursuit and continuous learning in a changing world.	0.0% (0)	100.0% (2)	0.0% (0)	0.0% (0)	3.00	2
answered question						2
skipped question						0


Dy

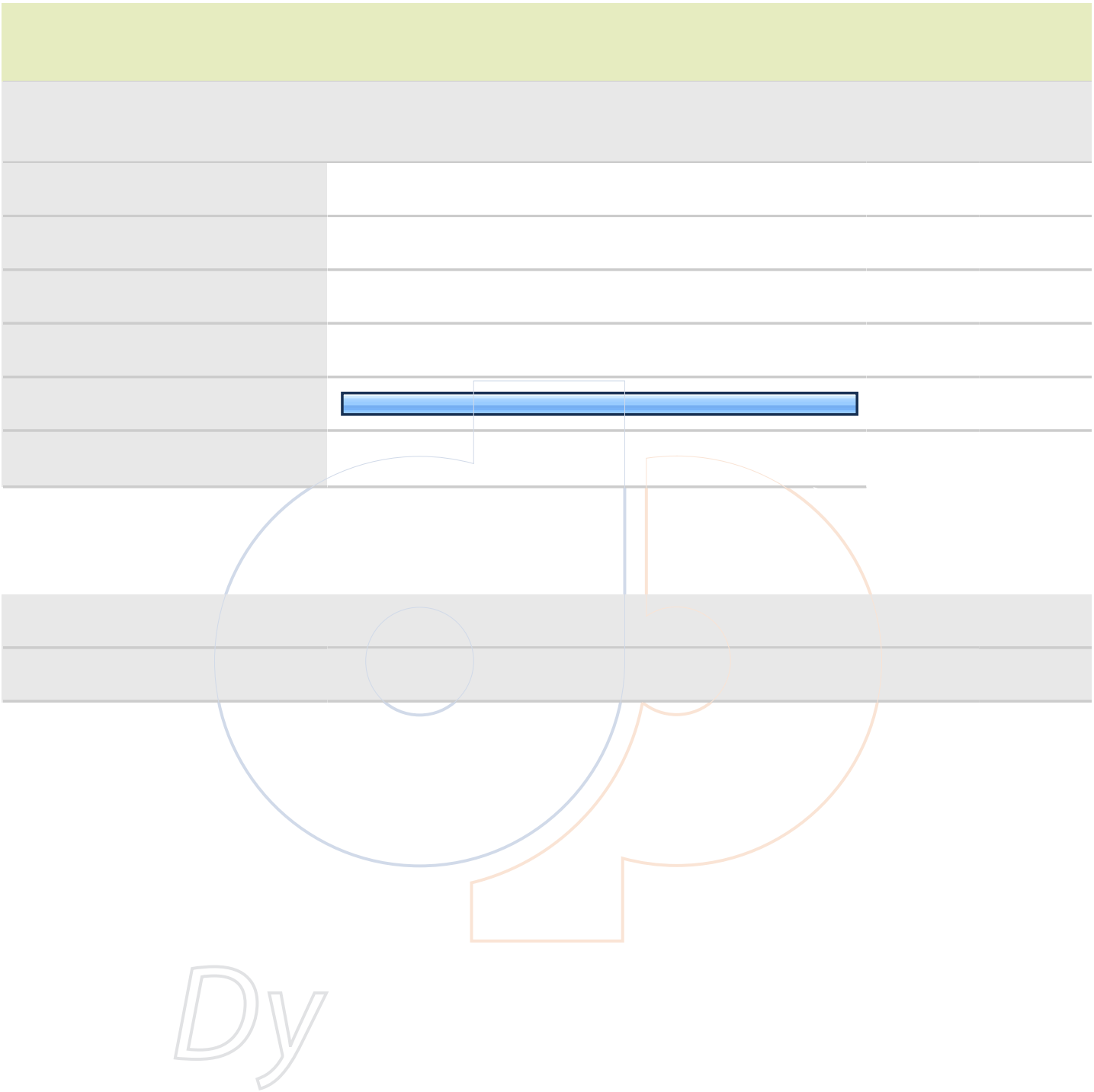


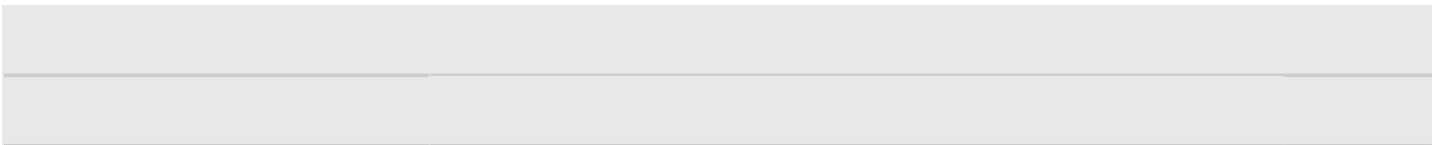
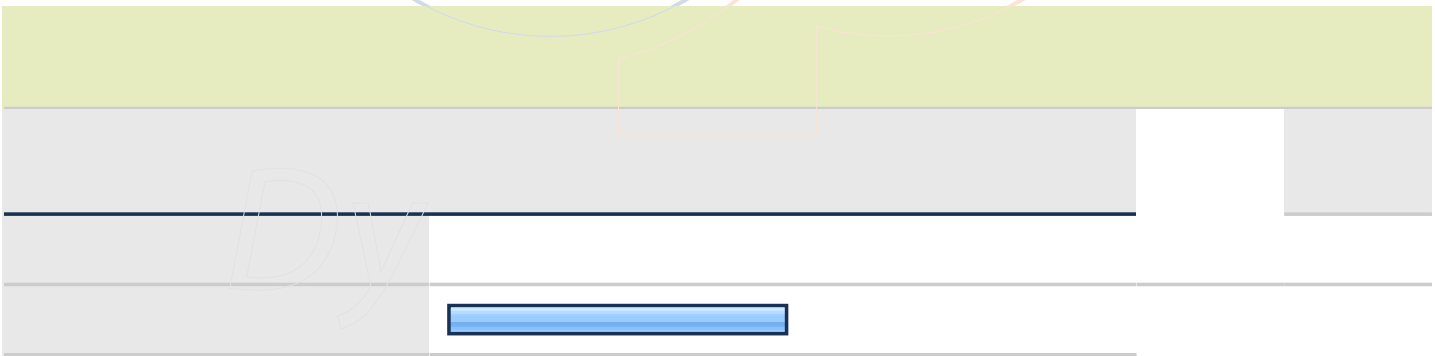
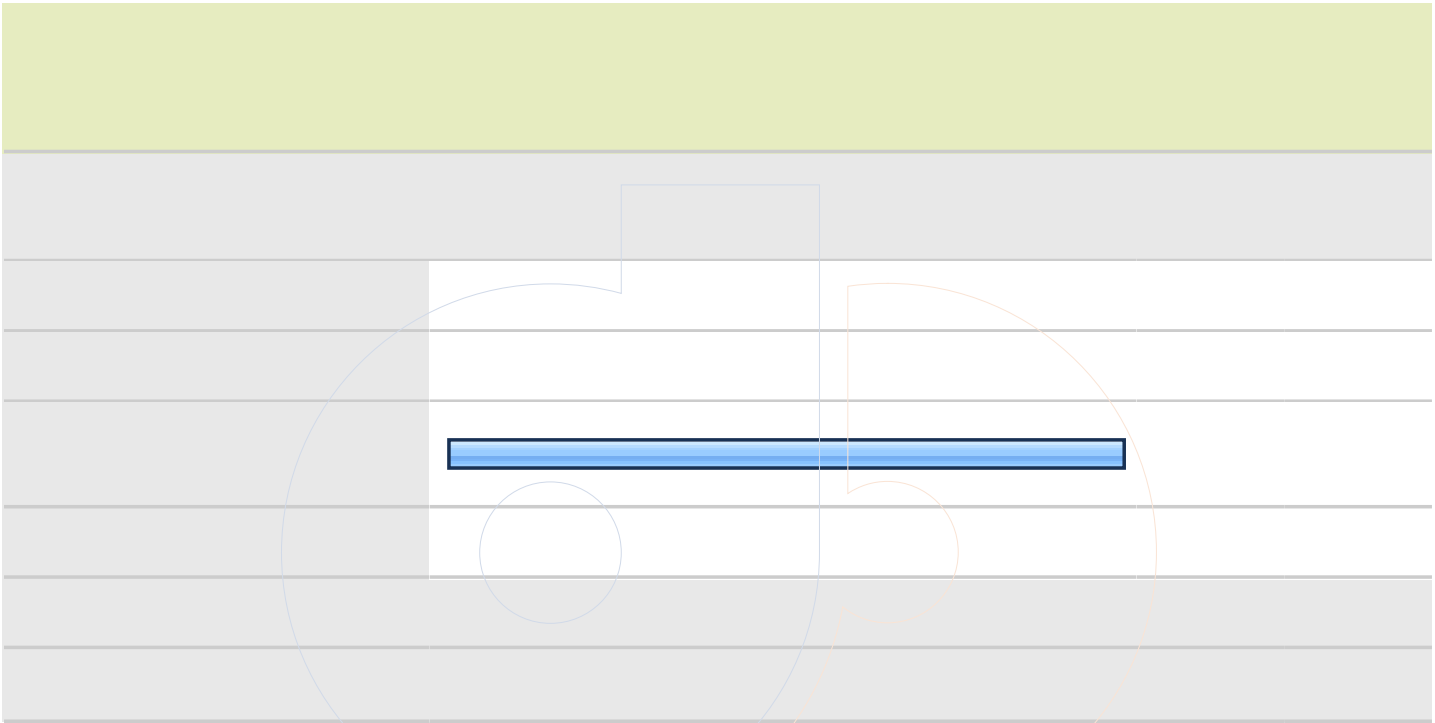

Dy



Dy









44. Feedback:

	Response Count
	1
answered question	1
skipped question	1





Dy


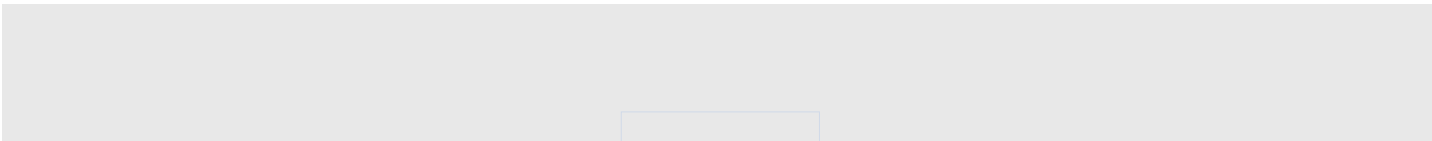


A large area with horizontal lines for writing. A vertical grey bar is on the left side. A large, faint watermark of the letters 'DP' is centered in the background. The 'D' is blue and the 'P' is orange.

45. 17. Please identify the program/major in which you are earning a degree. If you have a double major, check both of your majors. (Note: Liberal Arts and Integrated Studies Students, check Liberal Arts or Integrated Studies. Do not check your field of study as a major.)



answered question



Dy