












### 3. 3. Ethnic Background

|  |  | Response<br>Percent <sub>o</sub> |
|--|--|----------------------------------|
|  |  |                                  |
|  |   |                                  |
|  |   |                                  |
|  |   |                                  |
|  |   |                                  |
|  |   |                                  |
|  |   |                                  |
|  |  | answered question 102            |
|  |  | skipped question 0               |

|  |  |  |
|--|--|--|
|  |  |  |
|  |   |  |


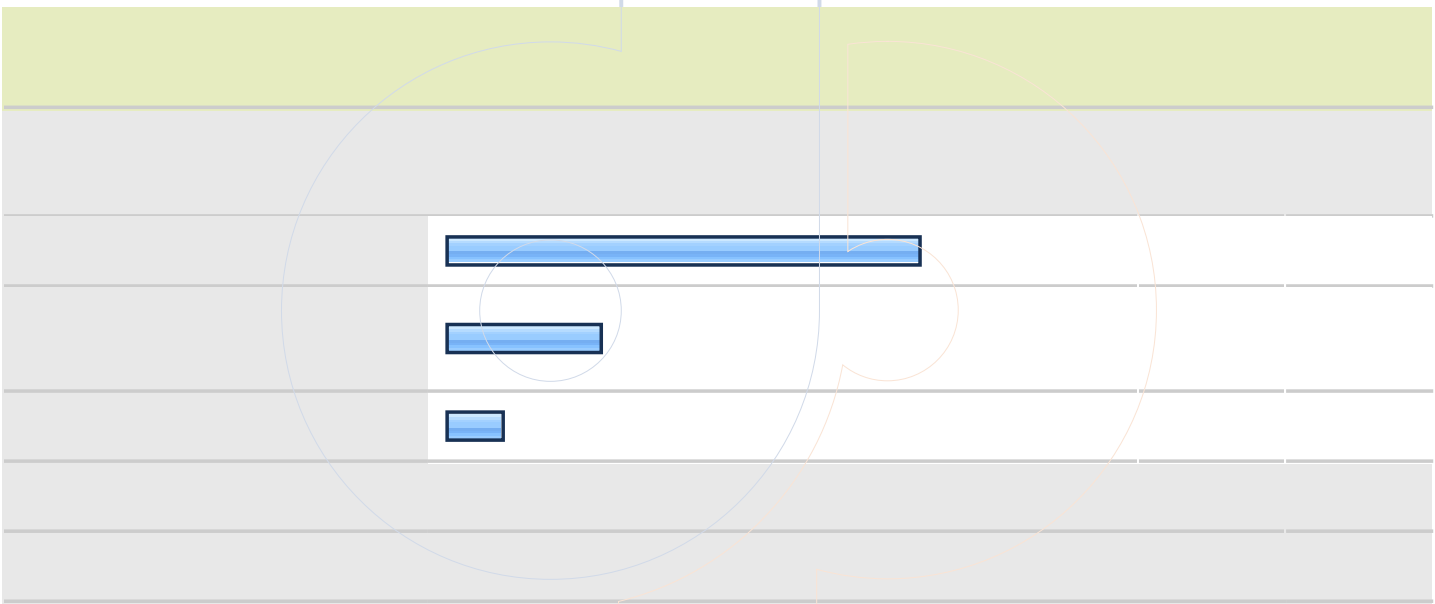
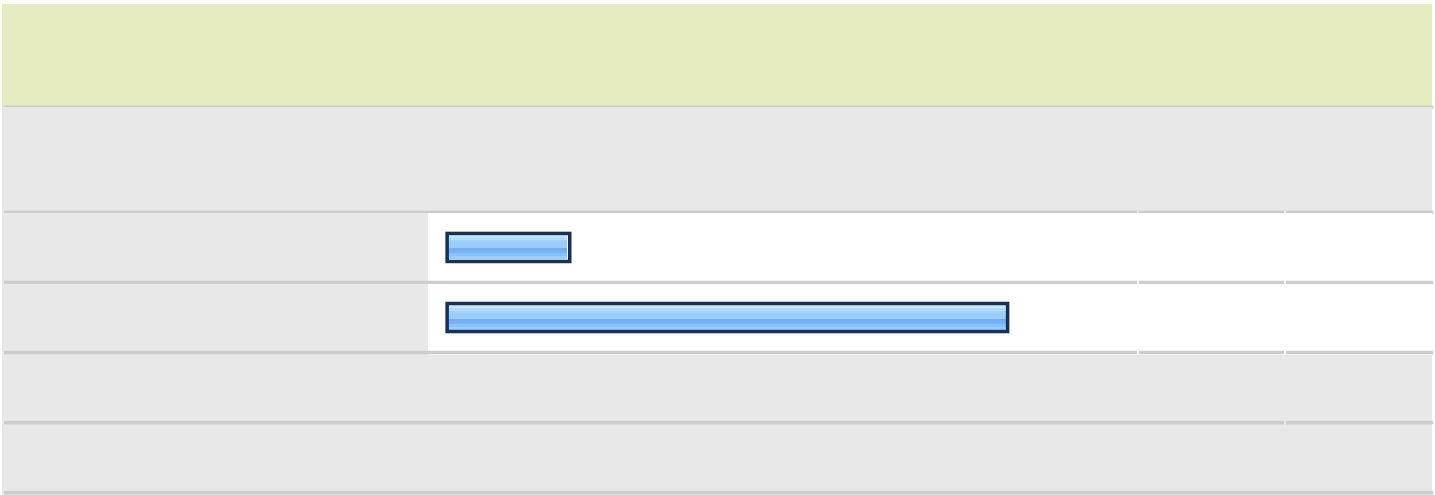
### 5. 5. What is your residency classification at MSU?

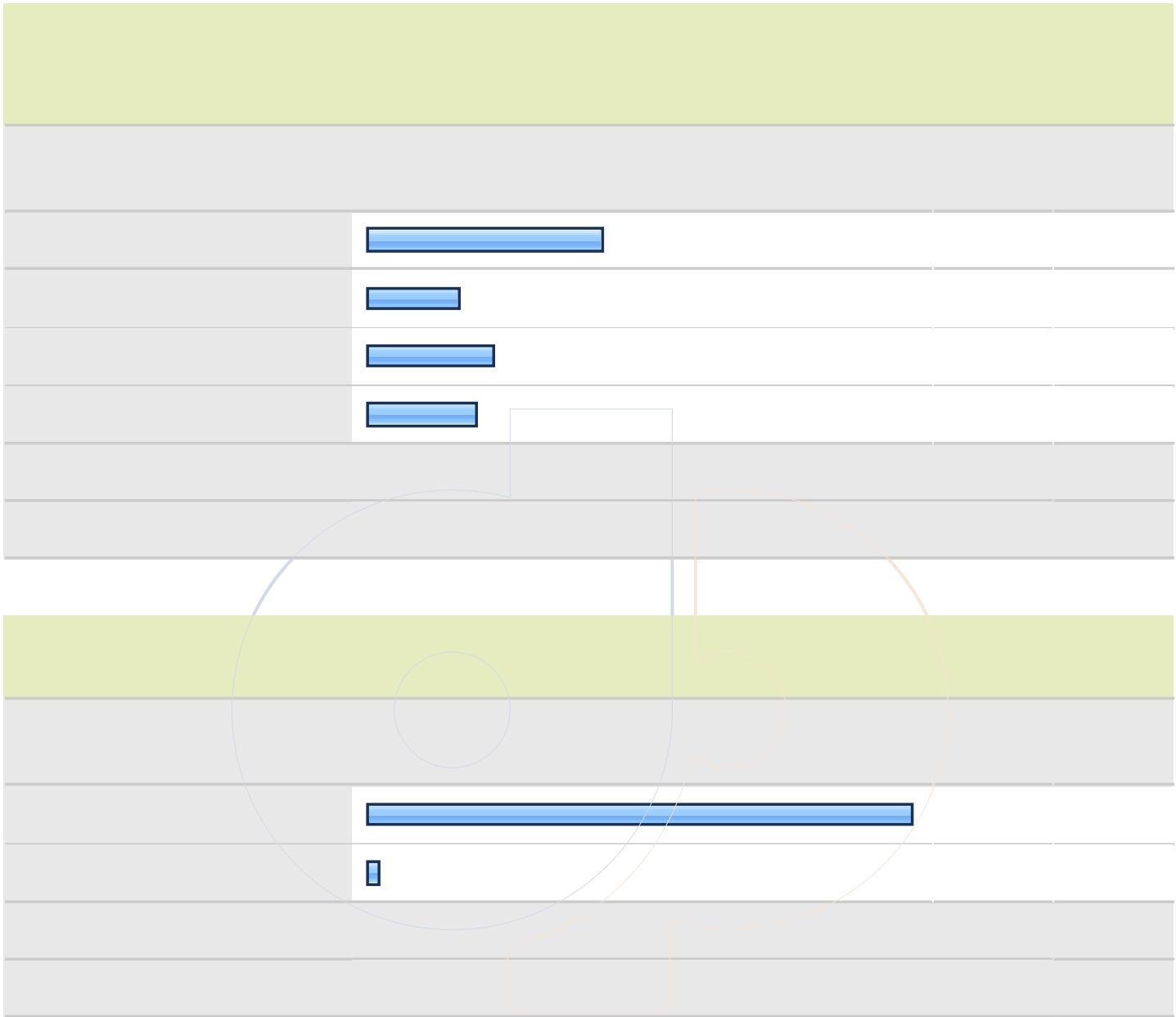
|                          |  | Response Percent | Response Count |
|--------------------------|--|------------------|----------------|
| In-state                 |  | 62.7%            | 64             |
| Out-of-state             |  | 28.4%            | 29             |
| International            |  | 8.8%             | 9              |
| <b>answered question</b> |  |                  | <b>102</b>     |
| <b>skipped question</b>  |  |                  | <b>0</b>       |






*Dy*





Dy







Dy



*Dy*













### 16. 16. In what range does your grade point average fall?

|                          |   | Response Percent | Response Count |
|--------------------------|---|------------------|----------------|
| Less than 2.00           |   | 0.0%             | 0              |
| 2.00-2.50                |  | 5.9%             | 6              |
| 2.51-3.00                |  | 19.6%            | 20             |
| 3.01-3.50                |  | 35.3%            | 36             |
| 3.51-4.00                |  | <b>39.2%</b>     | <b>40</b>      |
| <b>answered question</b> |   |                  | <b>102</b>     |
| <b>skipped question</b>  |   |                  | <b>0</b>       |

Dy



| [Redacted]                                |   |       |    |
|---|---|-------|----|
| Civil Engineering Technology (bachelor's) |    | 11.8% | 12 |
| Communication Disorders                   |   | 0.0%  | 0  |
| Community Health                          |   | 0.0%  | 0  |
| [Redacted]                                |    |       |    |
| [Redacted]                                |    |       |    |
| [Redacted]                                |    |       |    |
| [Redacted]                                |   |       |    |
| [Redacted]                                |  |       |    |
| [Redacted]                                |  |       |    |
| [Redacted]                                |   |       |    |
| [Redacted]                                |   |       |    |
| [Redacted]                                |   |       |    |
| [Redacted]                                |   |       |    |
| [Redacted]                                |   |       |    |
| [Redacted]                                |   |       |    |
| [Redacted]                                |   |       |    |
| [Redacted]                                |  |       |    |
| [Redacted]                                |  |       |    |
| [Redacted]                                |   |       |    |
| [Redacted]                                |   |       |    |



Dy



**17. 17. Please identify the program/major in which you are earning a degree. If you have a double major, check both of your majors. (Note: Liberal Arts and Integrated Studies Students, check Liberal Arts or Integrated Studies. Do not check your field of study as a major.)**

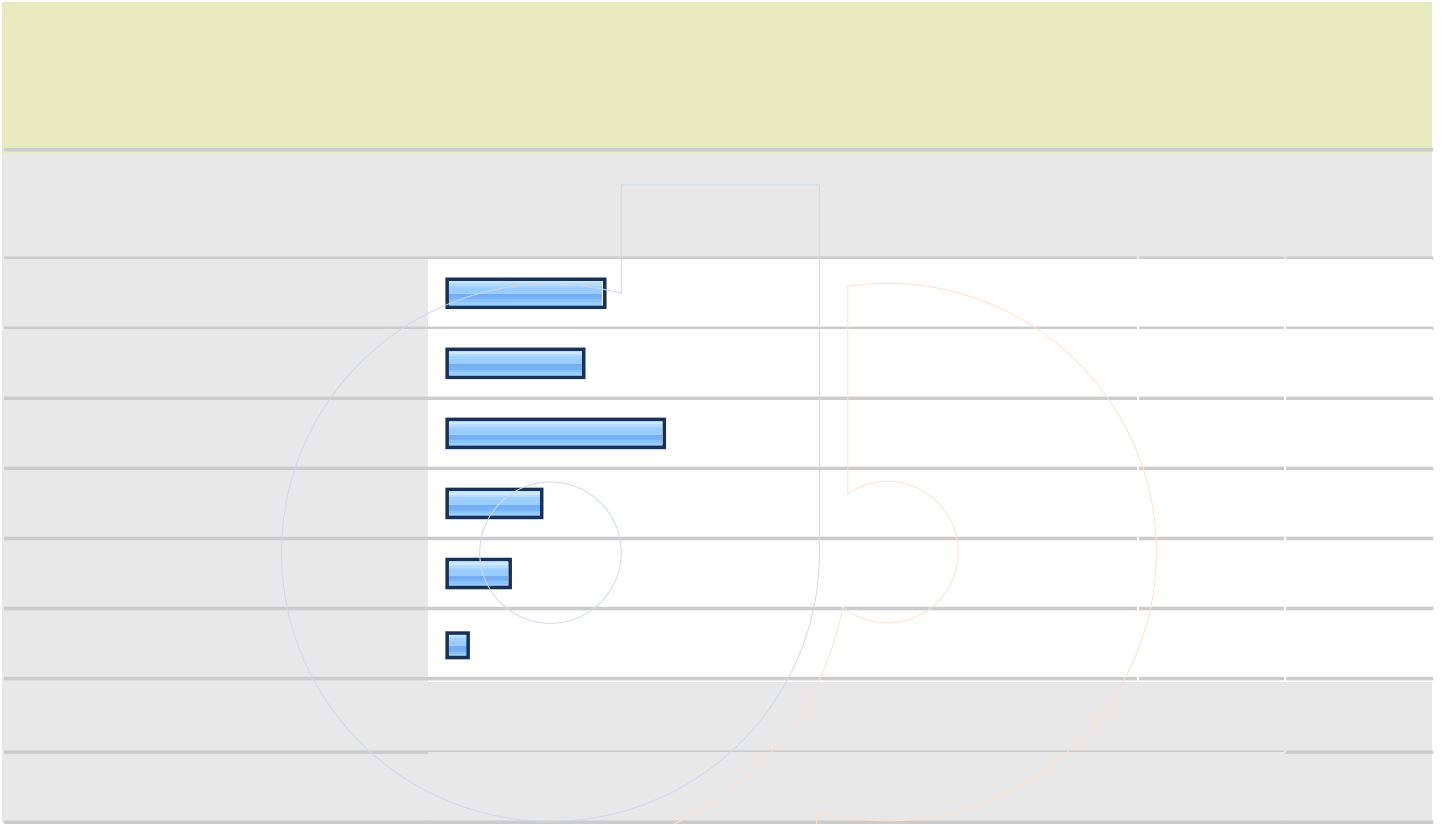

|                                 |                                     |      |            |
|---------------------------------|-------------------------------------|------|------------|
| Television Production           | <input type="checkbox"/>            | 0.0% | 0          |
| Theatre                         | <input type="checkbox"/>            | 0.0% | 0          |
| Wildlife & Conservation Biology | <input checked="" type="checkbox"/> | 4.9% | 5          |
| <b>answered question</b>        |                                     |      | <b>102</b> |
| <b>skipped question</b>         |                                     |      | <b>0</b>   |

**18. 20. What is the highest degree you eventually hope to receive?**


|                          |                                     | Response Percent | Response Count |
|--------------------------|-------------------------------------|------------------|----------------|
| Associate                | <input type="checkbox"/>            | 0.0%             | 0              |
| Baccalaureate            | <input checked="" type="checkbox"/> | 34.7%            | 35             |
| <b>Graduate</b>          | <input checked="" type="checkbox"/> | <b>46.5%</b>     | <b>47</b>      |
| Professional             | <input checked="" type="checkbox"/> | 18.8%            | 19             |
| <b>answered question</b> |                                     |                  | <b>101</b>     |
| <b>skipped question</b>  |                                     |                  | <b>1</b>       |



*Dy*



Dy







### 22. 24. What time would you have preferred?

|                          |  | Response Percent | Response Count |
|--------------------------|--|------------------|----------------|
| Late afternoon           |  | 12.5%            | 2              |
| Evening                  |  | 12.5%            | 2              |
| Weekend                  |  | 12.5%            | 2              |
| <b>During the day</b>    |  | <b>50.0%</b>     | <b>8</b>       |
| Online                   |  | 12.5%            | 2              |
| <b>answered question</b> |  |                  | <b>16</b>      |
| <b>skipped question</b>  |  |                  | <b>86</b>      |



### 23. 25. Which best describes the location where you completed the majority of your courses?

|                          |  | Response Percent | Response Count |
|--------------------------|--|------------------|----------------|
| <b>Murray</b>            |  | <b>99.0%</b>     | <b>100</b>     |
| Paducah                  |  | 0.0%             | 0              |
| Ft. Campbell             |  | 0.0%             | 0              |
| Madisonville             |  | 0.0%             | 0              |
| Hopkinsville             |  | 0.0%             | 0              |
| Henderson                |  | 0.0%             | 0              |
| Online                   |  | 1.0%             | 1              |
| Other (please specify)   |  | 0.0%             | 0              |
| <b>answered question</b> |  |                  | <b>101</b>     |
| <b>skipped question</b>  |  |                  | <b>1</b>       |

**24. 26. Did you take any online courses while at Murray State?**

|                   |   | Response Percent | Response Count |
|-------------------|---|------------------|----------------|
| Yes               |  | 59.4%            | 60             |
| No                |  | 40.6%            | 41             |
| answered question |   |                  | 101            |
| skipped question  |   |                  | 1              |

**25. 27. Did it take you an extra semester or more to complete degree requirements at Murray State?**

|                   |  | Response Percent | Response Count |
|-------------------|--|------------------|----------------|
| Yes               |   | 33.7%            | 34             |
| No                |  | 66.3%            | 67             |
| answered question |  |                  | 101            |
| skipped question  |  |                  | 1              |

Dy



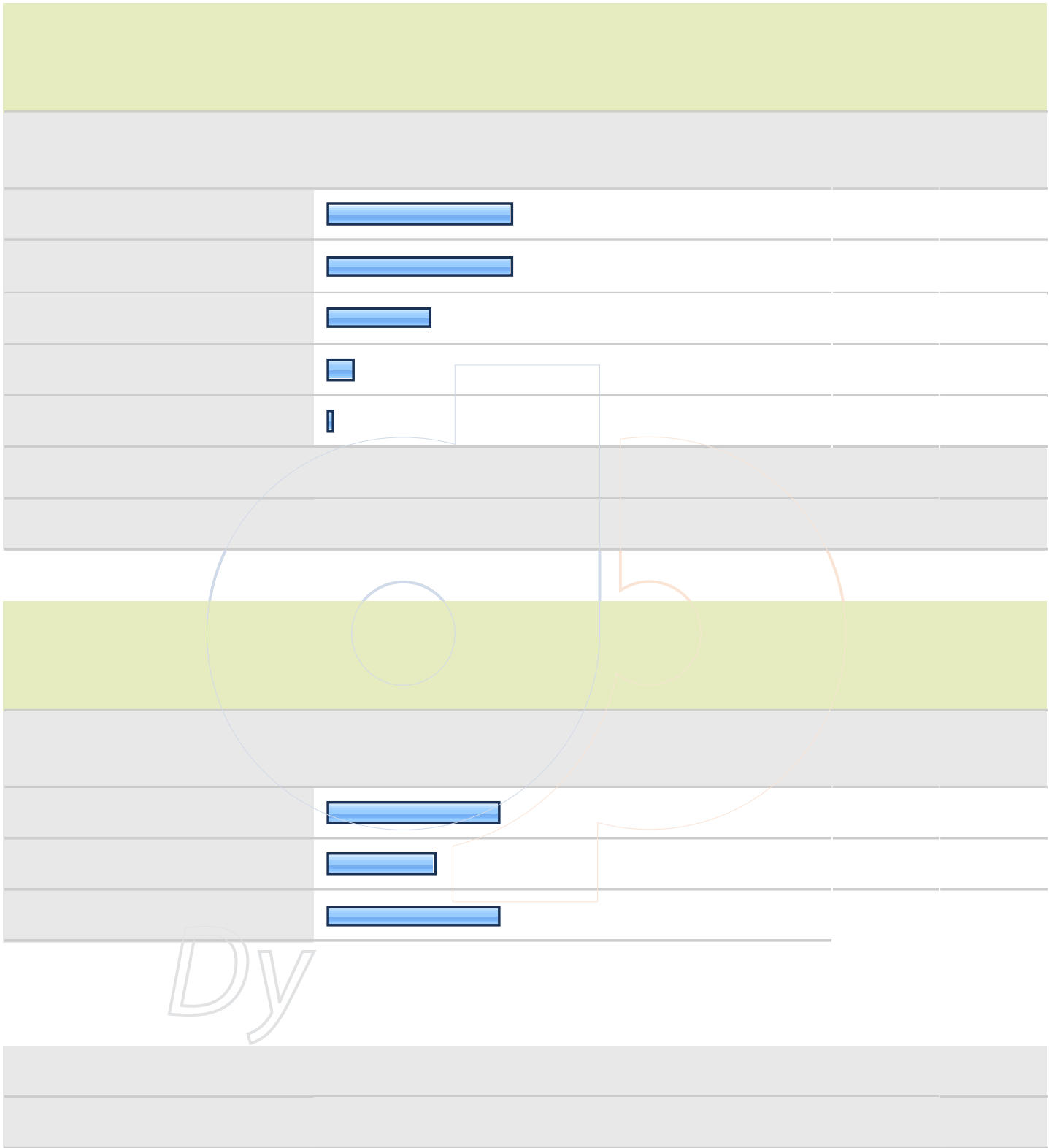
### 26. 28. Why did it take you an extra semester or more?

|                   |    |
|-------------------|----|
| answered question | 34 |
| skipped question  | 68 |





### 27. 29. Did you have trouble getting any course(s) you needed while at Murray State?

|                   |     |
|-------------------|-----|
| answered question | 101 |
| skipped question  | 1   |





### 31. 33. Which statement best describes your experience with academic advising in your major/area?


|  |  | Response Percent         | Response Count |
|--|--|--------------------------|----------------|
| Cannot judge; I did not make use of the opportunity.         |   | 4.0%                     | 4              |
| <b>I was satisfied with information my adviser provided.</b> |  | <b>78.8%</b>             | <b>78</b>      |
| Advice was inaccurate, incomplete, or misleading.            |   | 15.2%                    | 15             |
| My adviser was not available.                                |   | 2.0%                     | 2              |
|  |  | <b>answered question</b> | <b>99</b>      |
|  |  | <b>skipped question</b>  | <b>3</b>       |


Dy

**31. 33. Which statement best describes your experience with academic advising in your major/area?**


answered question

99





*Dy*



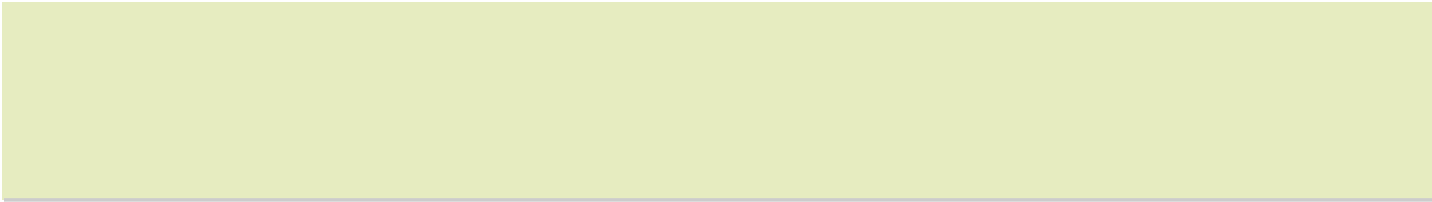


### 32. Questions 34-48 For each of these items, indicate the extent to which you were satisfied.

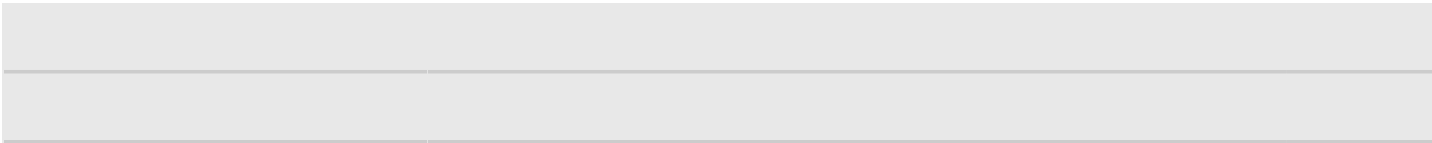
|   |            |                   |            |          |      |           |
|---|------------|-------------------|------------|----------|------|-----------|
| 46 Effectiveness of library personnel in meeting your information needs   | 26.1% (24) | <b>65.2% (60)</b> | 7.6% (7)   | 1.1% (1) | 3.16 | 92        |
| 47. Access to on-hand or electronic library resources   | 31.5% (29) | <b>60.9% (56)</b> | 6.5% (6)   | 1.1% (1) | 3.23 | 92        |
| 48. Computer, individual and group work spaces available within University Libraries (Waterfield, Pogue and Overby) | 30.4% (28) | <b>57.6% (53)</b> | 10.9% (10) | 1.1% (1) | 3.17 | 92        |
| <b>answered question</b>  |            |                   |            |          |      | <b>93</b> |
| <b>skipped question</b>   |            |                   |            |          |      | <b>9</b>  |




### 33. Questions 49-55 University Studies is designed to offer you a broad base of skills and knowledge and to prepare you for upper division study. Please indicate how effective University Studies at Murray State was in helping you achieve these goals.

|   | Very effective | Effective         | Ineffective | Very ineffective | Rating Average | Rating Count |
|---|----------------|-------------------|-------------|------------------|----------------|--------------|
| 49. Writing skills  | 26.7% (24)     | <b>63.3% (57)</b> | 10.0% (9)   | 0.0% (0)         | 3.17           | 90           |
| 50. Speaking skills   | 31.1% (28)     | <b>57.8% (52)</b> | 8.9% (8)    | 2.2% (2)         | 3.18           | 90           |
| 51. Critical thinking skills  | 35.6% (32)     | <b>52.2% (47)</b> | 12.2% (11)  | 0.0% (0)         | 3.23           | 90           |
| 52. Technology skills/computer skills                                   | 32.2% (29)     | <b>54.4% (49)</b> | 11.1% (10)  | 2.2% (2)         | 3.17           | 90           |
| 53. General knowledge in the liberal arts and sciences                  | 23.3% (21)     | <b>64.4% (58)</b> | 10.0% (9)   | 2.2% (2)         | 3.09           | 90           |
| 54. International perspectives  | 22.2% (20)     | <b>58.9% (53)</b> | 11.1% (10)  | 7.8% (7)         | 2.96           | 90           |
| 55. Stimulation of interest in areas outside your chosen field of study | 25.6% (23)     | <b>57.8% (52)</b> | 11.1% (10)  | 5.6% (5)         | 3.03           | 90           |
| <b>answered question</b>  |                |                   |             |                  |                | <b>90</b>    |
| <b>skipped question</b>   |                |                   |             |                  |                | <b>12</b>    |

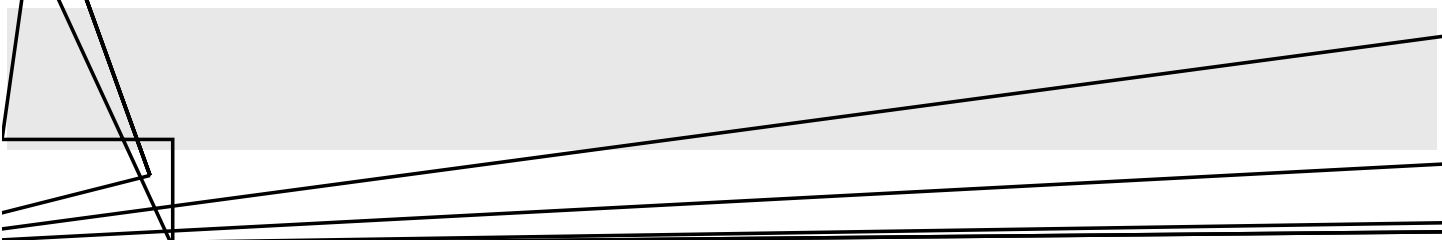


*Dy*





Dy

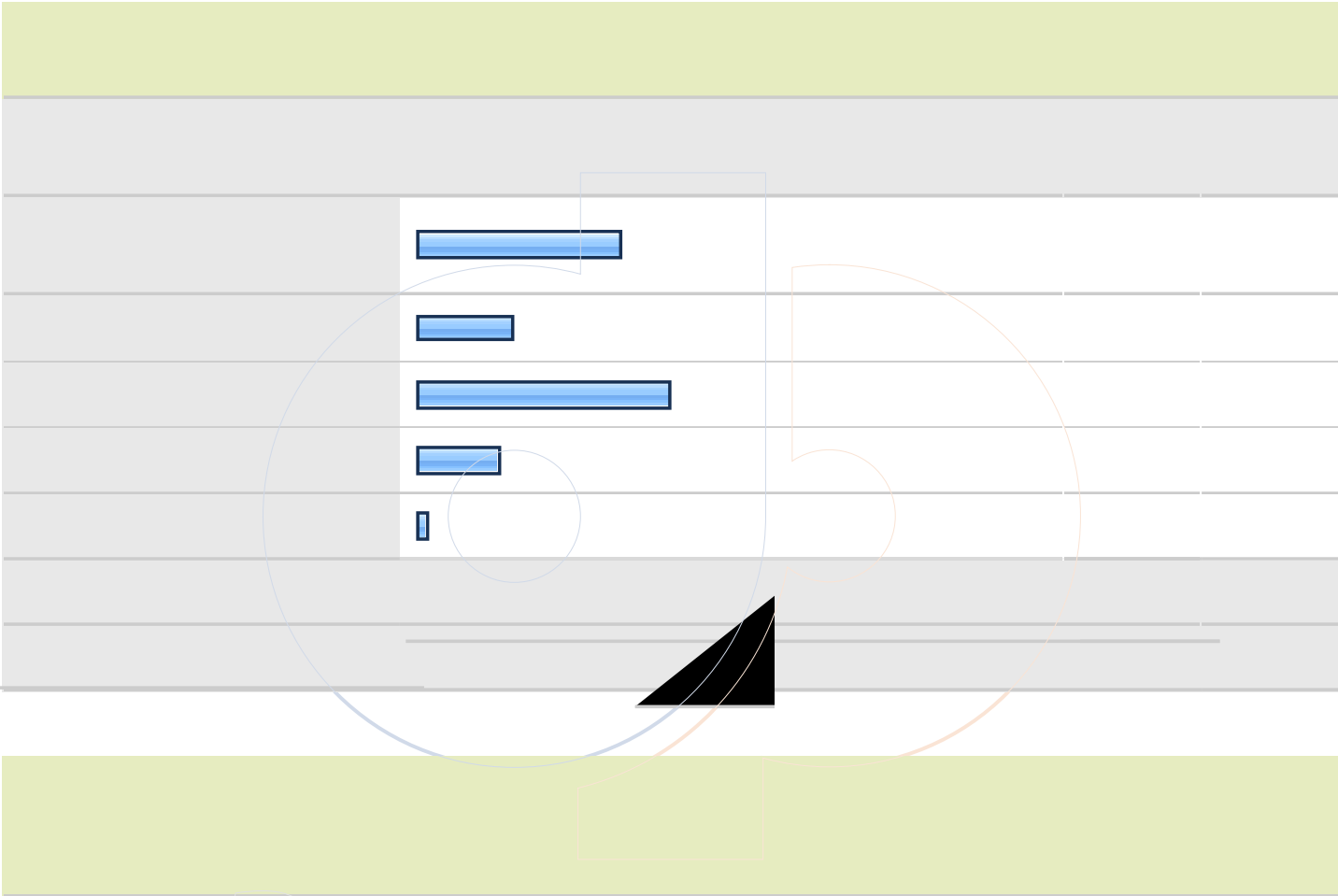



**34. Questions 56-89** For each of these services, activities or programs that you used, please indicate the extent to which you were satisfied that they met your needs. For those that you did not use, mark the "Did Not Use" option.

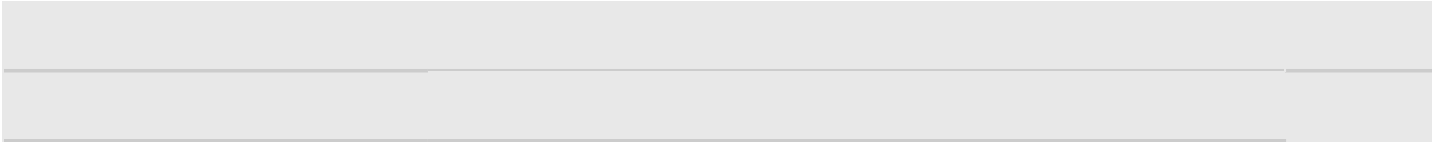
|                                       |            |                   |            |          |                   |      |           |
|---------------------------------------|------------|-------------------|------------|----------|-------------------|------|-----------|
| 82. Student Disability Services (SDS) | 8.0% (7)   | 14.9% (13)        | 1.1% (1)   | 0.0% (0) | <b>75.9% (66)</b> | 3.29 | 87        |
| 83. Transcript requests               | 12.6% (11) | <b>49.4% (43)</b> | 11.5% (10) | 2.3% (2) | 24.1% (21)        | 2.95 | 87        |
| 84. Student Support Services (SSS)    | 6.9% (6)   | 13.8% (12)        | 3.4% (3)   | 0.0% (0) | <b>75.9% (66)</b> | 3.14 | 87        |
| 85. Transfer Center                   | 10.3% (9)  | 32.2% (28)        | 5.7% (5)   | 0.0% (0) | <b>51.7% (45)</b> | 3.10 | 87        |
| 86. University Counseling Services    | 10.2% (9)  | 11.4% (10)        | 3.4% (3)   | 0.0% (0) | <b>75.0% (66)</b> | 3.27 | 88        |
| 87. Veteran Services                  | 10.3% (9)  | 10.3% (9)         | 1.1% (1)   | 2.3% (2) | <b>75.9% (66)</b> | 3.19 | 87        |
| 88. Wellness Center                   | 30.7% (27) | <b>59.1% (52)</b> | 2.3% (2)   | 0.0% (0) | 8.0% (7)          | 3.31 | 88        |
| 89. Women's Center                    | 5.7% (5)   | 6.9% (6)          | 1.1% (1)   | 0.0% (0) | <b>86.2% (75)</b> | 3.33 | 87        |
| <b>answered question</b>              |            |                   |            |          |                   |      | <b>89</b> |
| <b>skipped question</b>               |            |                   |            |          |                   |      | <b>13</b> |

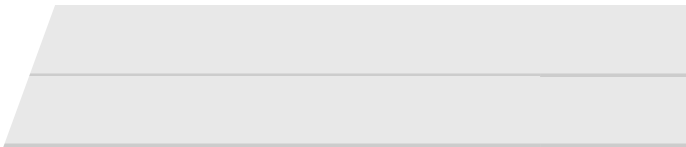
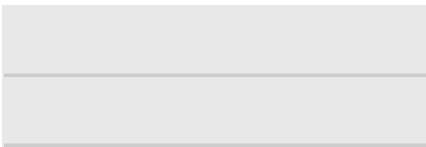
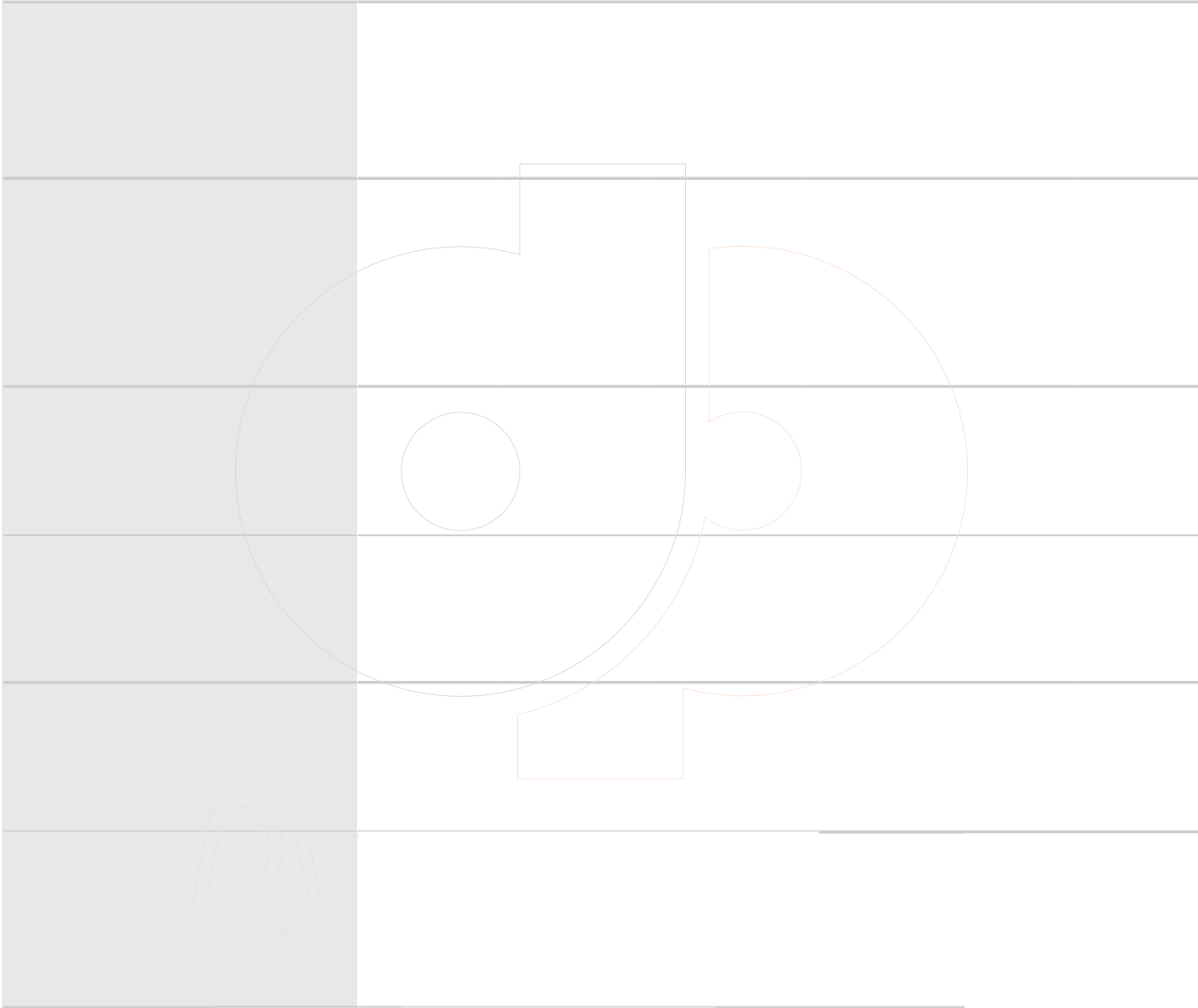


Dy

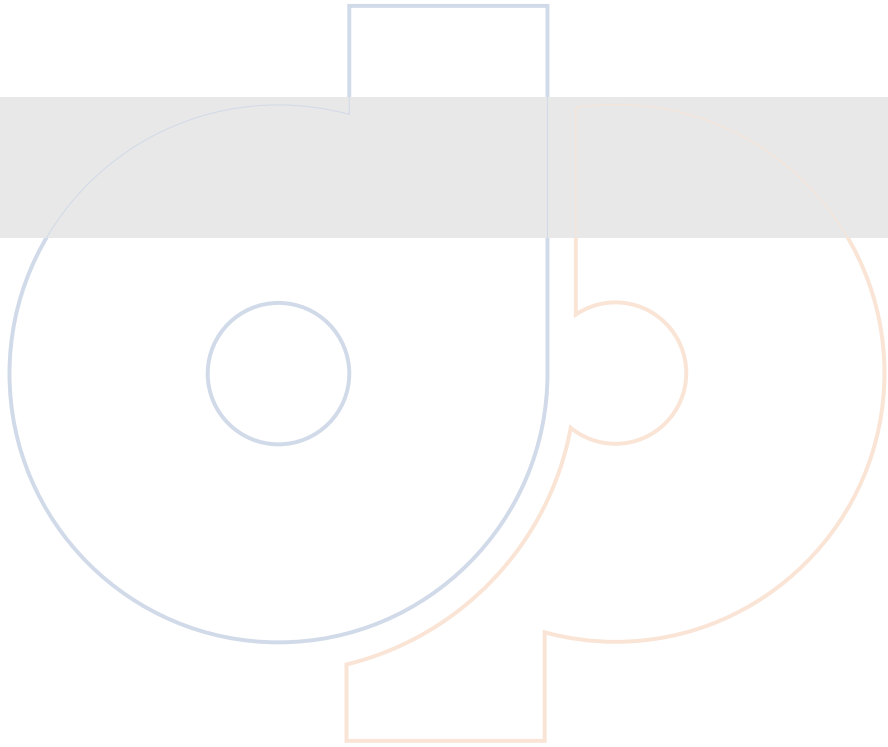





Dy

















*Dy*



### 39. 103. What do you expect to do after you graduate?







|   |   | Response Percent         | Response Count |
|---|---|--------------------------|----------------|
| I am unsure of my immediate plans.                  |    | 6.1%                     | 5              |
| <b>I will look for a job.</b>                       |    | <b>40.2%</b>             | <b>33</b>      |
| I will continue working in the position I now have. |    | 6.1%                     | 5              |
| I will work at a position I recently accepted.      |    | 18.3%                    | 15             |
| I will do additional undergraduate work.            |    | 0.0%                     | 0              |
| I will go to graduate school.                       |    | 19.5%                    | 16             |
| I will go to law school.                            |    | 0.0%                     | 0              |
| I will go to medical school.                        |    | 3.7%                     | 3              |
| I will go to other professional school.             |  | 6.1%                     | 5              |
| I will not work or attend school.                   |  | 0.0%                     | 0              |
|   |   | <b>answered question</b> | <b>82</b>      |
|   |   | <b>skipped question</b>  | <b>20</b>      |




### 39. 103. What do you expect to do after you graduate?

|                   |    |
|-------------------|----|
| answered question | 82 |
| skipped question  | 20 |

### 40. 104. If you are already employed, how closely related is your job to your field of study?

|                     |   | Response Percent  | Response Count |
|---------------------|---|-------------------|----------------|
| Extremely close     |    | 29.3%             | 24             |
| Somewhat close      |    | 13.4%             | 11             |
| Somewhat different  |    | 1.2%              | 1              |
| Extremely different |    | 8.5%              | 7              |
| I cannot determine  |    | 1.2%              | 1              |
| Does not apply      |  | 46.3%             | 38             |
|                     |   | answered question | 82             |
|                     |   | skipped question  | 20             |

Dy







*Dy*





**41. 105. If you intend to work full-time, what do you expect your salary to be?**

|                   |    |
|-------------------|----|
| answered question | 82 |
| skipped question  | 20 |

**42. 106. If you intend to continue your education, please indicate which statement best describes the institution you will attend.**

|                                     |   | Response Percent  | Response Count |
|-------------------------------------|---|-------------------|----------------|
| Murray State University             |  | 23.2%             | 19             |
| University/College in Kentucky      |  | 7.3%              | 6              |
| University/College outside Kentucky |  | 25.6%             | 21             |
| Does not apply                      |  | 43.9%             | 36             |
|                                     |   | answered question | 82             |
|                                     |   | skipped question  | 20             |

**43. 107. "I would recommend Murray State University to a prospective student."**

|                   |   | Response Percent  | Response Count |
|-------------------|---|-------------------|----------------|
| Strongly agree    |  | 51.2%             | 42             |
| Agree             |  | 40.2%             | 33             |
| Disagree          |  | 3.7%              | 3              |
| Strongly disagree |  | 4.9%              | 4              |
|                   |   | answered question | 82             |
|                   |   | skipped question  | 20             |

#### 44. Feedback:

|                   | Response Count |
|-------------------|----------------|
|                   | 9              |
| answered question | 9              |
| skipped question  | 93             |



**45. 17. Please identify the program/major in which you are earning a degree. If you have a double major, check both of your majors. (Note: Liberal Arts and Integrated Studies Students, check Liberal Arts or Integrated Studies. Do not check your field of study as a major.)**

A large rectangular area with a light gray background and horizontal lines, intended for writing the answer to question 45.17. A large, faint watermark of the number '17' is visible in the center of this area.

**45. 17. Please identify the program/major in which you are earning a degree. If you have a double major, check both of your majors. (Note: Liber1.082.3284 Tmm/major in w**

|   |      |   |
|---|------|---|
| Career & Technical Education (associate's)  | 0.0% | 0 |
| Career & Technical Education (bachelor's)   | 0.0% | 0 |
| Criminal Justice                            | 0.0% | 0 |
| Elementary School Education                 | 0.0% | 0 |
| Health & Physical Education                 | 0.0% | 0 |
| Interdisciplinary Early Childhood Education | 0.0% | 0 |
| Learning & Behavior Disorders               | 0.0% | 0 |
| Middle School Education                     | 0.0% | 0 |
| Recreation & Leisure Services               | 0.0% | 0 |
| Social Work                                 | 0.0% | 0 |
| Youth & Nonprofit Leadership                | 0.0% | 0 |
| Art   | 0.0% | 0 |
| Creative Writing (BFA)                      | 0.0% | 0 |
| English                                     | 0.0% | 0 |
| English Education (TESOL)                   | 0.0% | 0 |
| Philosophy                                  | 0.0% | 0 |
| International Affairs                       | 0.0% | 0 |
| Political Science                           | 0.0% | 0 |
| Public Administration                       | 0.0% | 0 |
|   |      |   |
|   |      |   |

**45. 17. Please identify the program/major in which you are earning a degree. If you have a double major, check both of your majors. (Note: Liberal Arts and Integrated Studies Students, check Liberal Arts or Integrated Studies. Do not check your field of study as a major.)**


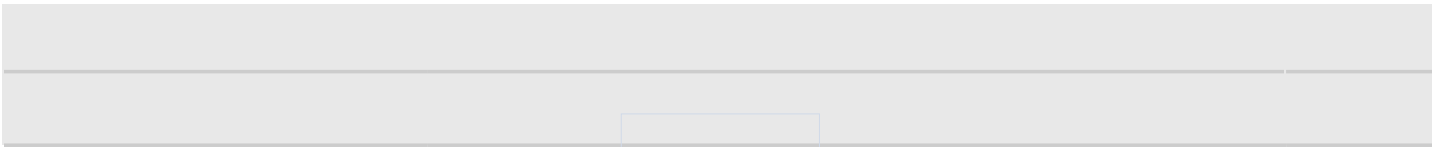


|   |      |            |
|---|------|------------|
| Sociology                                     | 0.0% | 0          |
| History                                       | 0.0% | 0          |
| Liberal Arts                                  | 0.0% | 0          |
| French  | 0.0% | 0          |
| German  | 0.0% | 0          |
| Japanese                                      | 0.0% | 0          |
| Spanish                                       | 0.0% | 0          |
| Music   | 0.0% | 0          |
| Music Business                                | 0.0% | 0          |
| Psychology                                    | 0.0% | 0          |
| Theatre                                       | 0.0% | 0          |
| Biology                                       | 0.0% | 0          |
| Wildlife & Conservation Biology               | 0.0% | 0          |
| Chemistry                                     | 0.0% | 0          |
| Applied Physics                               | 0.0% | 0          |
| Engineering Physics                           | 0.0% | 0          |
| Physics                                       | 0.0% | 0          |
| Geosciences                                   | 0.0% | 0          |
| Civil Engineering Technology<br>(associate's) | 0.0% | 0          |
| Civil Engineering Technology<br>(bachelor's)  | 0.0% | 0          |
| <b>answered question</b>                      |      | <b>0</b>   |
| <b>skipped question</b>                       |      | <b>102</b> |





*Dy*





Dy