

MSU Senior Survey

1. 1. Graduation Date



Month

| | May | August | December | Response Count |
|---|-----------|----------|-----------|----------------|
| Please select the month and year that you plan to graduate: | 50.0% (4) | 0.0% (0) | 50.0% (4) | 8 |


Year

| | 2012 | 2013 | 2014 | 2015 | 2016 | 2017 | 2018 | 2019 | 2020 | Response Count |
|---|----------|----------|----------|----------|-----------|-----------|----------|----------|----------|----------------|
| Please select the month and year that you plan to graduate: | 0.0% (0) | 0.0% (0) | 0.0% (0) | 0.0% (0) | 62.5% (5) | 37.5% (3) | 0.0% (0) | 0.0% (0) | 0.0% (0) | 8 |
| answered question | | | | | | | | | | 8 |
| skipped question | | | | | | | | | | 0 |


2. 2. Gender

| | | Response Percent | Response Count |
|--------------------------|--|------------------|----------------|
| Female |  | 25.0% | 2 |
| Male |  | 75.0% | 6 |
| answered question | | | 8 |
| skipped question | | | 0 |



3. 3. Ethnic Background

| | | Response Percent | Response Count |
|--|--|--------------------------|----------------|
| White |  | 100.0% | 7 |
| Black/African-American | | 0.0% | 0 |
| Asian | | 0.0% | 0 |
| Hispanic/Latino | | 0.0% | 0 |
| American Indian/Alaskan Native | | 0.0% | 0 |
| Native Hawaiian/Other Pacific Islander | | 0.0% | 0 |
| Two or more races | | 0.0% | 0 |
| | | answered question | 7 |
| | | skipped question | 1 |

4. 4. Are you a U.S. citizen?

| | | Response Percent | Response Count |
|------------|--|--------------------------|----------------|
| Yes |  | 100.0% | 8 |
| No | | 0.0% | 0 |
| | | answered question | 8 |
| | | skipped question | 0 |

5. 5. What is your residency classification at MSU?

| | | Response Percent | Response Count |
|--------------------------|--|------------------|----------------|
| In-state |  | 87.5% | 7 |
| Out-of-state |  | 12.5% | 1 |
| International | | 0.0% | 0 |
| answered question | | | 8 |
| skipped question | | | 0 |



5. 5. What is your residency classification at 54assification at 54aU?

Blank response area for the first question.

Blank response area for the second question.



Response area for the second question containing three blue horizontal bars of varying lengths and several faint geometric shapes (circles and rectangles) overlaid on the text.

Blank response area for the third question.




Blank response area for the fourth question.

Response area for the fourth question containing two blue horizontal bars of varying lengths and a faint watermark of the word "Dynamic" on the left side.




8. 8. Has either of your parents received a degree from MSU?

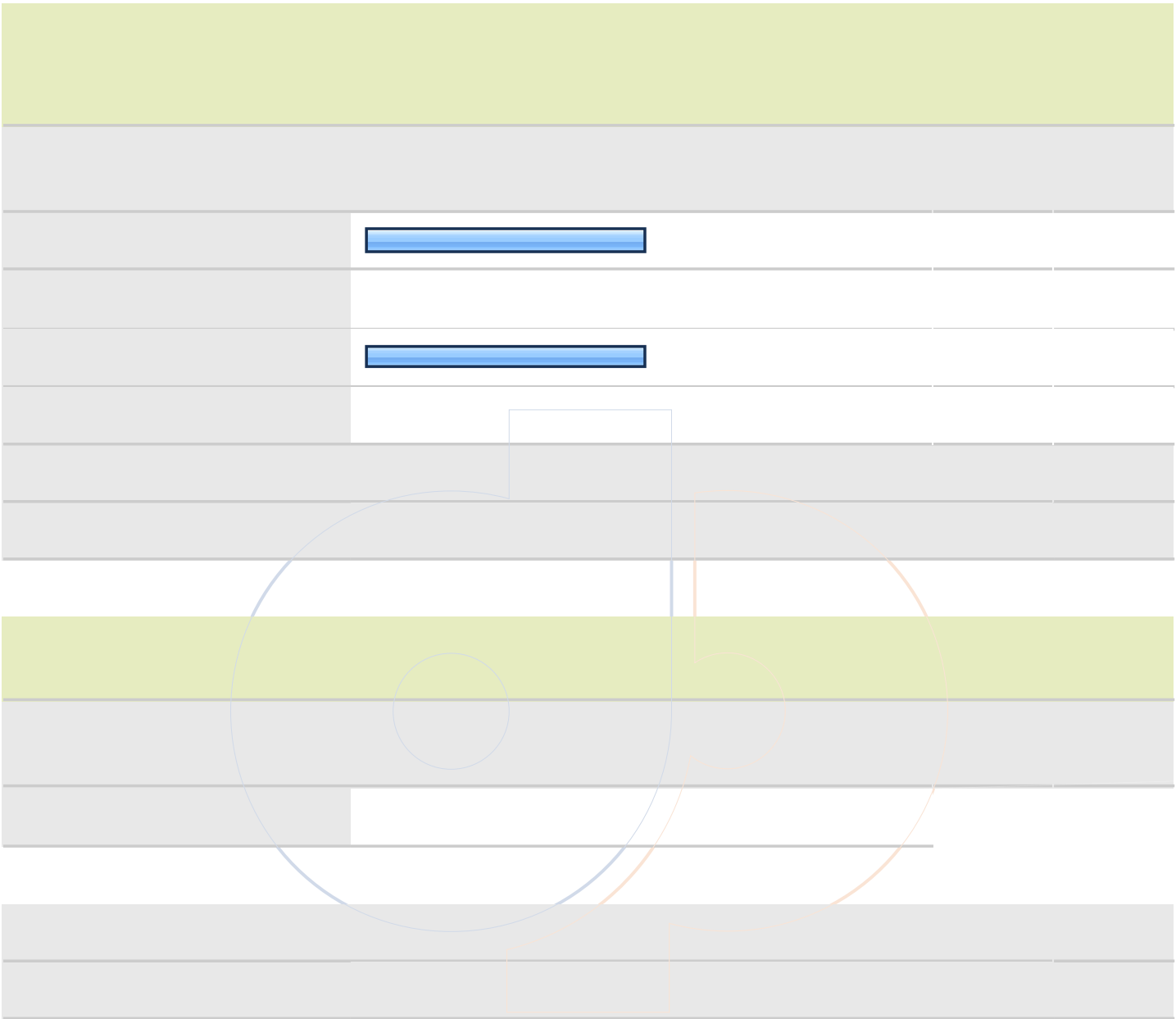
| | | Response Percent | Response Count |
|--------------------------|--|------------------|----------------|
| Yes |  | 25.0% | 2 |
| No |  | 75.0% | 6 |
| answered question | | | 8 |
| skipped question | | | 0 |

9. 9. What was your original entry status to MSU?

| | | Response Percent | Response Count |
|--|---|------------------|----------------|
| Freshman |  | 50.0% | 4 |
| Transfer from community college/technical school |  | 37.5% | 3 |
| Transfer from 4-yr institution |  | 12.5% | 1 |
| answered question | | | 8 |
| skipped question | | | 0 |

10. 10. How many credits were transferred?

| | | Response Percent | Response Count |
|--------------------------|---|------------------|----------------|
| 12 or fewer | | 0.0% | 0 |
| 13-30 |  | 25.0% | 1 |
| 31-60 |  | 50.0% | 2 |
| Over 60 |  | 25.0% | 1 |
| answered question | | | 4 |
| skipped question | | | 4 |



Dy

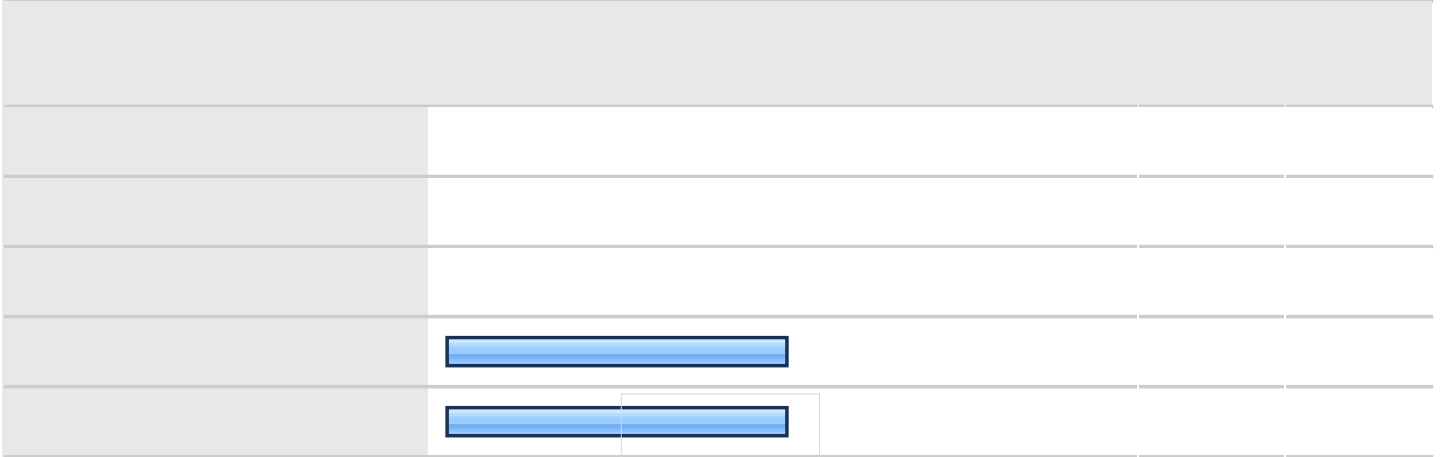
| | | | |
|--|--|--|--|
| | | | |
| | | | |
| | | | |
| | | | |
| | | | |
| | | | |
| | | | |
| | | | |
| | | | |
| | | | |
| | | | |
| | | | |

Dy



Dy

16. 16. In what range does your grade point average fall?



answered question **8**

skipped question **0**

Dy

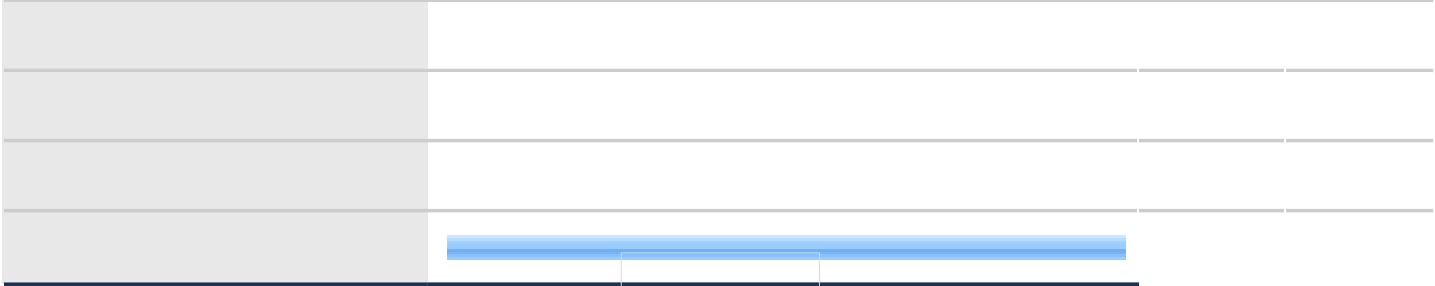

17. 17. Please identify the program/major in which you are earning a degree. If you have a double major, check both of your majors. (Note: Liberal Arts and Integrated Studies Students, check Liberal Arts or Integrated Studies. Do not check your field of study as a major.)

Blank lined area for writing the answer to question 17.

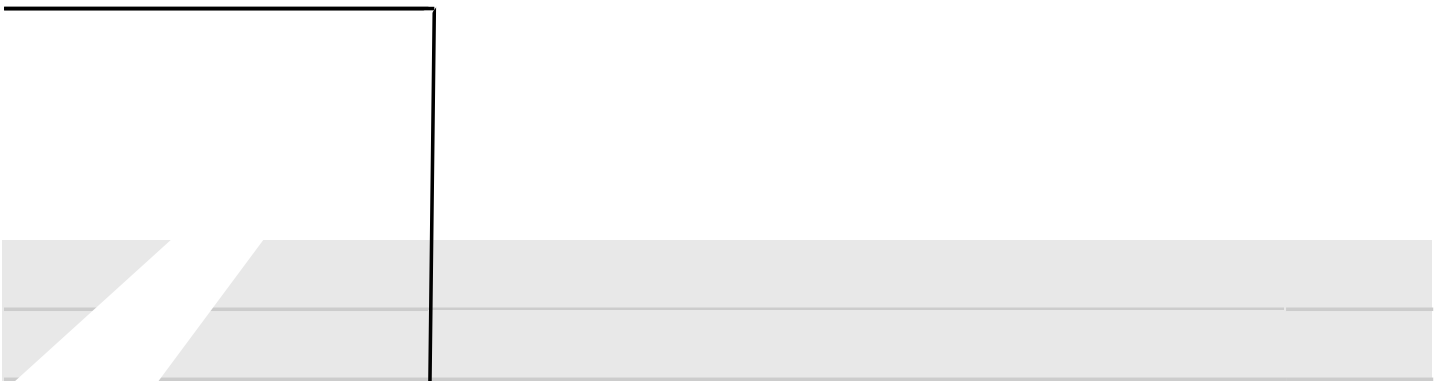
answered question



8



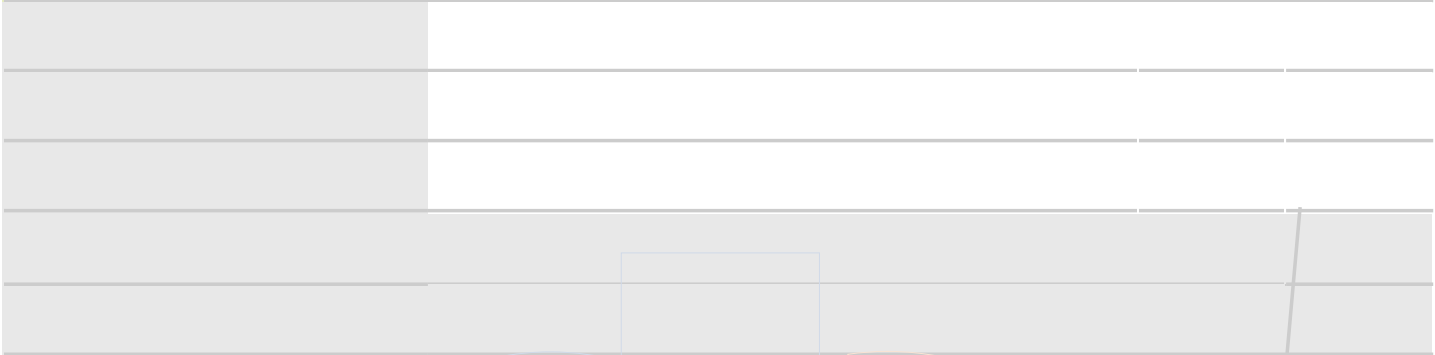

Q q 1 0 0 1 326.0019 412...75 Tf 0.9852 0 0 a q 1ered questiska240



Dy





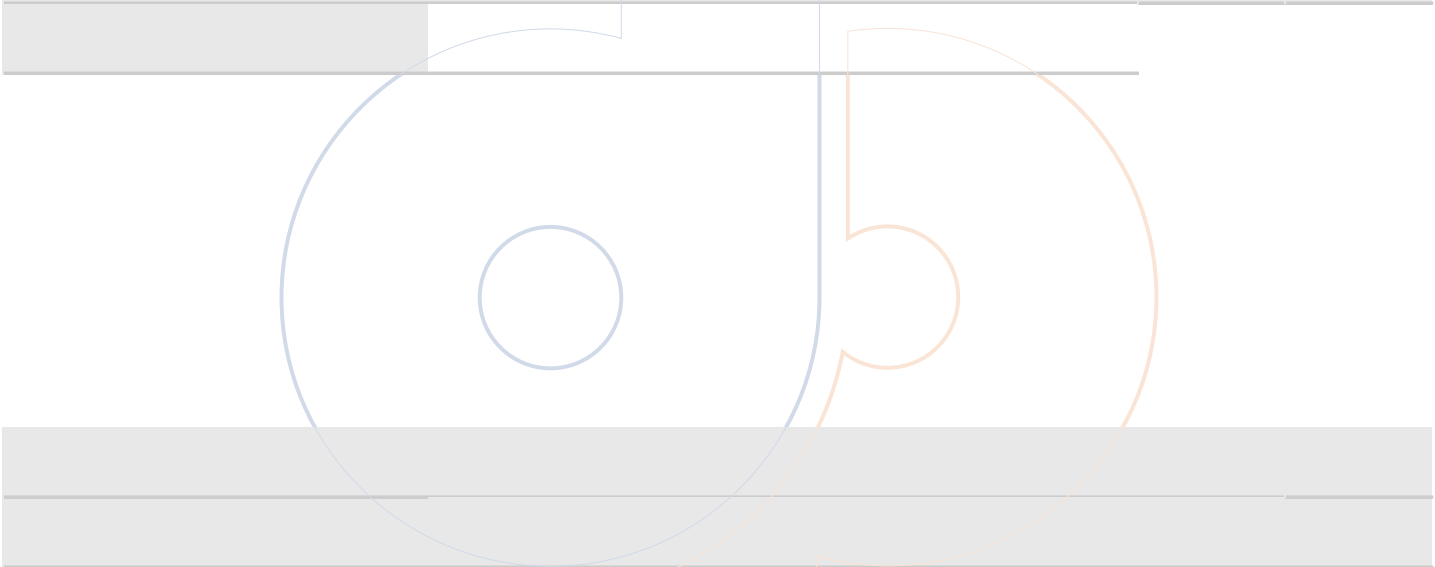



Dy

19. 21. Which best describes your situation?

| | | Response Percent | Response Count |
|--------------------------------------|--|------------------|----------------|
| Did not change major/area | | 75.0% | 6 |
| Did not initially declare major/area | | 0.0% | 0 |
| Changed major/area | | 25.0% | 2 |
| answered question | | | 8 |
| skipped question | | | 0 |






Dy

22. 24. What time would you have preferred?


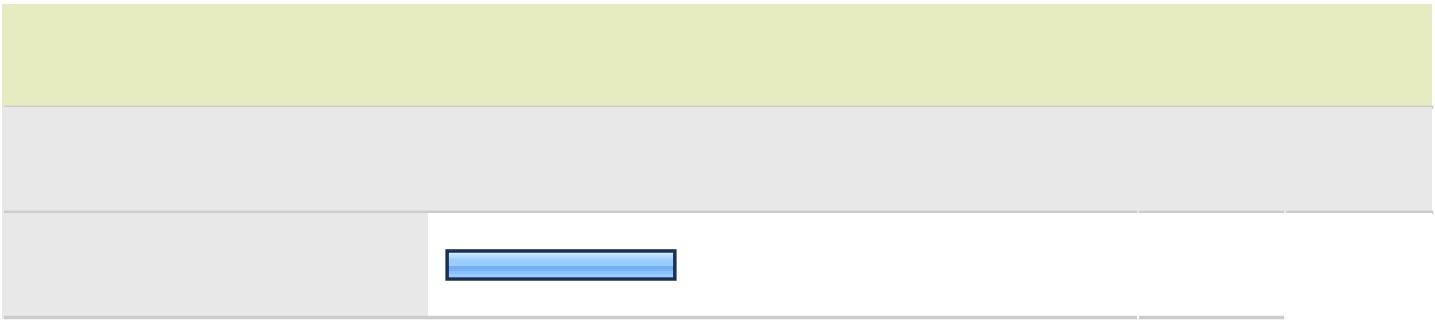
| | | Response Percent | Response Count |
|--------------------------|--|------------------|----------------|
| Late afternoon | | 0.0% | 0 |
| Evening | | 0.0% | 0 |
| Weekend | | 0.0% | 0 |
| During the day | | 100.0% | 2 |
| Online | | 0.0% | 0 |
| answered question | | | 2 |
| skipped question | | | 6 |

23. 25. Which best describes the location where you completed the majority of your courses?

| | | Response Percent | Response Count |
|--------------------------|--|------------------|----------------|
| Murray | | 100.0% | 8 |
| Paducah | | 0.0% | 0 |
| Ft. Campbell | | 0.0% | 0 |
| Madisonville | | 0.0% | 0 |
| Hopkinsville | | 0.0% | 0 |
| Henderson | | 0.0% | 0 |
| Online | | 0.0% | 0 |
| Other (please specify) | | 0.0% | 0 |
| answered question | | | 8 |
| skipped question | | | 0 |



Dy



Dy



Dy

29. 31. Which statement best describes your experience with off-campus coop/internship?

| | | Response Percent | Response Count |
|--|--|--------------------------|----------------|
| Cannot judge; I did not have one. | | 62.5% | 5 |
| My experience was very valuable. | | 37.5% | 3 |
| My experience was valuable. | | 0.0% | 0 |
| My experience was of little value. | | 0.0% | 0 |
| My experience was of no value. | | 0.0% | 0 |
| | | answered question | 8 |
| | | skipped question | 0 |

30. 32. Which statement best describes your experience with on-campus faculty-directed research, scholarly, or creative project?

| | | Response Percent | Response Count |
|--|--|--------------------------|----------------|
| Cannot judge; I did not have one. | | 37.5% | 3 |
| My experience was very valuable. | | 37.5% | 3 |
| My experience was valuable. | | 25.0% | 2 |
| My experience was of little value. | | 0.0% | 0 |
| My experience was of no value. | | 0.0% | 0 |
| | | answered question | 8 |
| | | skipped question | 0 |



31. 33. Which statement best describes your experience with academic advising in your major/area?

| | | Response Percent | Response Count |
|--|--|--------------------------|----------------|
| Cannot judge; I did not make use of the opportunity. | | 0.0% | 0 |
| I was satisfied with information my adviser provided. | | 87.5% | 7 |
| Advice was inaccurate, incomplete, or misleading. | | 12.5% | 1 |
| My adviser was not available. | | 0.0% | 0 |
| | | answered question | 8 |
| | | skipped question | 0 |


Dy



Dy



Dy

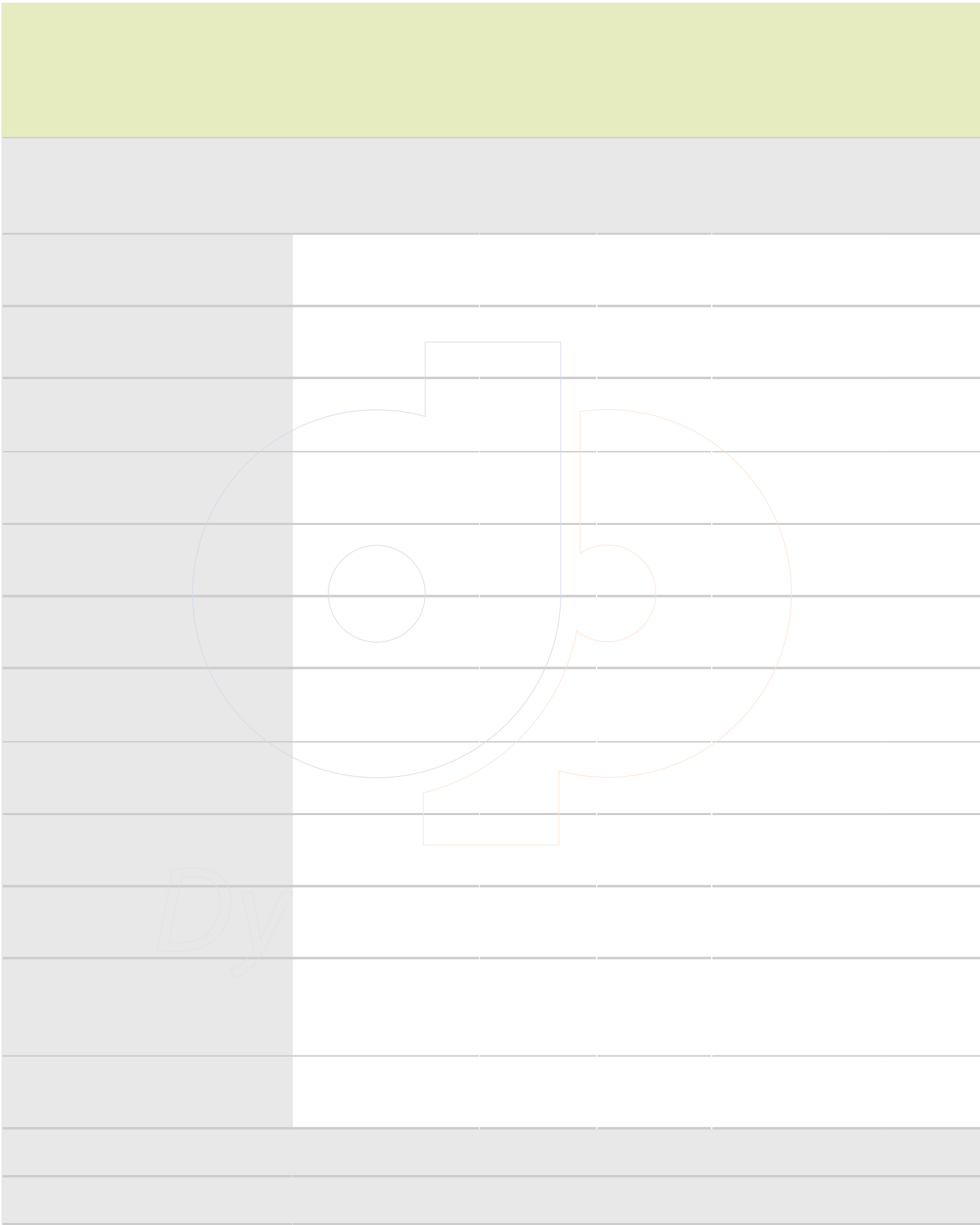


32. Questions 34-48 For each of these items, indicate the extent to which you were satisfied.

| | | | | | | |
|---|------------------|------------------|----------|----------|------|----------|
| 46 Effectiveness of library personnel in meeting your information needs | 50.0% (4) | 50.0% (4) | 0.0% (0) | 0.0% (0) | 3.50 | 8 |
| 47. Access to on-hand or electronic library resources | 50.0% (4) | 50.0% (4) | 0.0% (0) | 0.0% (0) | 3.50 | 8 |
| 48. Computer, individual and group work spaces available within University Libraries (Waterfield, Pogue and Overby) | 50.0% (4) | 50.0% (4) | 0.0% (0) | 0.0% (0) | 3.50 | 8 |
| answered question | | | | | | 8 |
| skipped question | | | | | | 0 |

33. Questions 49-55 University Studies is designed to offer you a broad base of skills and knowledge and to prepare you for upper division study. Please indicate how effective University Studies at Murray State was in helping you achieve these goals.

| | Very effective | Effective | Ineffective | Very ineffective | Rating Average | Rating Count |
|--|-----------------------|------------------|--------------------|-------------------------|-----------------------|---------------------|
| 49. Writing skills | 42.9% (3) | 28.6% (2) | 28.6% (2) | 0.0% (0) | 3.14 | 7 |
| 50. Speaking skills | 62.5% (5) | 12.5% (1) | 25.0% (2) | 0.0% (0) | 3.38 | 8 |
| 51. Critical thinking skills | 57.1% (4) | 42.9% (3) | 0.0% (0) | 0.0% (0) | 3.57 | 7 |
| 52. Technology skills/computer skills | 50.0% (4) | 37.5% (3) | 0.0% (0) | 12.5% (1) | 3.25 | 8 |
| 53. Gen 0.7GS0 0s% (0)r5 Tf 0.0r5Tc 50.575 0 Td (37.5% 1n0 75.5% 1n0 75.5% 1n0 gs /T1_08r5 T590)Tj 0.288m gs | | | | | | |
| answered question | | | | | | 8 |
| skipped question | | | | | | 0 |



| | 0'0d% (0) | 0'0d% (0) | | | | | |
|---|-------------------|------------------|----------|----------|------------------|------|---|
| 68. International student support services | 33.3% (2) | 0.0% (0) | 0.0% (0) | 0.0% (0) | 66.7% (4) | 4.00 | 6 |
| 69. Internet and wireless access for study and research needs | 50.0% (3) | 50.0% (3) | 0.0% (0) | 0.0% (0) | 0.0% (0) | 3.50 | 6 |
| 70. Intramural Sports and Recreation | 50.0% (3) | 16.7% (1) | 0.0% (0) | 0.0% (0) | 33.3% (2) | 3.75 | 6 |
| 71. LGBT programs | 33.3% (2) | 0.0% (0) | 0.0% (0) | 0.0% (0) | 66.7% (4) | 4.00 | 6 |
| 72. Lowry Center/Developmental courses and tutoring | 33.3% (2) | 0.0% (0) | 0.0% (0) | 0.0% (0) | 66.7% (4) | 4.00 | 6 |
| 73. Library | 100.0% (6) | 0.0% (0) | 0.0% (0) | 0.0% (0) | 0.0% (0) | 4.00 | 6 |
| 74. MSU web site | 83.3% (5) | 16.7% (1) | 0.0% (0) | 0.0% (0) | 0.0% (0) | 3.83 | 6 |
| 75. NCAA Sports | 66.7% (4) | 0.0% (0) | 0.0% (0) | 0.0% (0) | | | |
| | | | | | | | |
| | | | | | | | |
| | | | | | | | |
| | | | | | | | |
| | | | | | | | |
| | | | | | | | |
| | | | | | | | |
| | | | | | | | |
| | | | | | | | |
| | | | | | | | |
| | | | | | | | |
| | | | | | | | |
| | | | | | | | |




03.3%
 0.0% (0) 0.0% (0)
 Department of History


34. Questions 56-89 For each of these services, activities or programs that you used, please indicate the extent to which you were satisfied that they met your needs. For those that you did not use, mark the "Did Not Use" option.

| | | | | | | | |
|---------------------------------------|----------------------------|-----------|----------|----------|----------------------------|------|----------|
| 82. Student Disability Services (SDS) | 33.3% (2) | 0.0% (0) | 0.0% (0) | 0.0% (0) | 66.7% (4) | 4.00 | 6 |
| 83. Transcript requests | 50.0% (3) | 0.0% (0) | 0.0% (0) | 0.0% (0) | 50.0% (3) | 4.00 | 6 |
| 84. Student Support Services (SSS) | 50.0% (3) | 0.0% (0) | 0.0% (0) | 0.0% (0) | 50.0% (3) | 4.00 | 6 |
| 85. Transfer Center | 33.3% (2) | 0.0% (0) | 0.0% (0) | 0.0% (0) | 66.7% (4) | 4.00 | 6 |
| 86. University Counseling Services | 33.3% (2) | 0.0% (0) | 0.0% (0) | 0.0% (0) | 66.7% (4) | 4.00 | 6 |
| 87. Veteran Services | 50.0% (3) | 0.0% (0) | 0.0% (0) | 0.0% (0) | 50.0% (3) | 4.00 | 6 |
| 88. Wellness Center | 66.7% (4) | 16.7% (1) | 0.0% (0) | 0.0% (0) | 16.7% (1) | 3.80 | 6 |
| 89. Women's Center | 33.3% (2) | 0.0% (0) | 0.0% (0) | 0.0% (0) | 66.7% (4) | 4.00 | 6 |
| answered question | | | | | | | 6 |
| skipped question | | | | | | | 2 |

Dy

35. 90. To what extent did you participate in Residential College activities?

| | | Response Percent | Response Count |
|---------------------|---|--------------------------|----------------|
| Did not participate |  | 50.0% | 3 |
| Frequently |  | 16.7% | |
| |  | | |
| | | answered question | 6 |
| | | skipped question | 2 |



Dy

35. 90. To what extent did you participate in Residential College activities?

| | |
|-------------------|---|
| answered question | 6 |
| skipped question | 2 |

36. 91. Which phrase best describes your opinion of Residential Colleges?

| | | Response Percent | Response Count |
|--|--|-------------------|----------------|
| Not familiar with Residential Colleges | | 50.0% | 3 |
| Very positive | | 33.3% | 2 |
| Positive | | 16.7% | 1 |
| Negative | | 0.0% | 0 |
| Very negative | | 0.0% | 0 |
| | | answered question | 6 |
| | | skipped question | 2 |




37. 92. When you graduate how many times will you have studied abroad during your university career?

| | | Response Percent | Response Count |
|---------------|--|-------------------|----------------|
| None | | 66.7% | 4 |
| One | | 33.3% | 2 |
| Two | | 0.0% | 0 |
| Three or more | | 0.0% | 0 |
| | | answered question | 6 |
| | | skipped question | 2 |



Dy

39. 103. What do you expect to do after you graduate?


| | | Response Percent | Response Count |
|---|---|--------------------------|----------------|
| I am unsure of my immediate plans. |  | 33.3% | 2 |
| I will look for a job. |  | 50.0% | 3 |
| I will continue working in the position I now have. | | 0.0% | 0 |
| I will work at a position I recently accepted. | | 0.0% | 0 |
| I will do additional undergraduate work. | | 0.0% | 0 |
| I will go to graduate school. |  | 16.7% | 1 |
| I will go to law school. | | 0.0% | 0 |
| I will go to medical school. | | 0.0% | 0 |
| I will go to other professional school. | | 0.0% | 0 |
| I will not work or attend school. | | 0.0% | 0 |
| | | answered question | 6 |
| | | skipped question | 2 |



39. 103. What do you expect to do after you graduate?

answered question 6

skipped question 2







Dy




41. 105. If you intend to work full-time, what do you expect your salary to be?


| | |
|-------------------|---|
| answered question | 6 |
| skipped question | 2 |

42. 106. If you intend to continue your education, please indicate which statement best describes the institution you will attend.

| | | Response Percent | Response Count |
|-------------------------------------|---|-------------------|----------------|
| Murray State University |  | 33.3% | 2 |
| University/College in Kentucky |  | 16.7% | 1 |
| University/College outside Kentucky |  | 16.7% | 1 |
| Does not apply |  | 33.3% | 2 |
| | | answered question | 6 |
| | | skipped question | 2 |

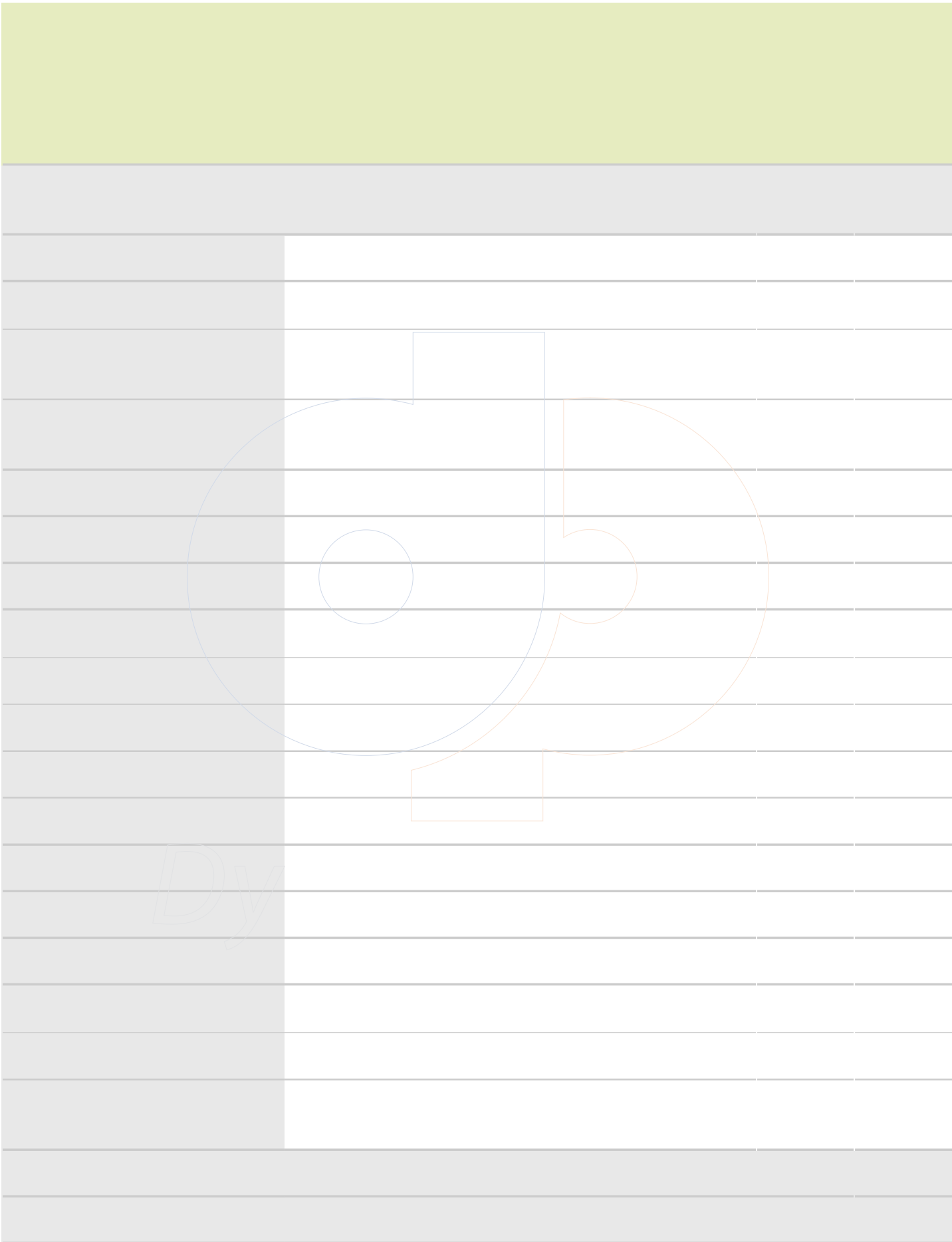
43. 107. "I would recommend Murray State University to a prospective student."

| | | Response Percent | Response Count |
|-------------------|---|-------------------|----------------|
| Strongly agree |  | 66.7% | 4 |
| Agree |  | 16.7% | 1 |
| Disagree | | 0.0% | 0 |
| Strongly disagree |  | 16.7% | 1 |
| | | answered question | 6 |
| | | skipped question | 2 |



Dy





45. 17. Please identify the program/major in which you are earning a degree. If you have a double major, check both of your majors. (Note: Liberal Arts and Integrated Studies Students, check Liberal Arts or Integrated Studies. Do not check your field of study as a major.)

| | | |
|---|------|----------|
| Career & Technical Education (associate's) | 0.0% | 0 |
| Career & Technical Education (bachelor's) | 0.0% | 0 |
| Criminal Justice | 0.0% | 0 |
| Elementary School Education | 0.0% | 0 |
| Health & Physical Education | 0.0% | 0 |
| Interdisciplinary Early Childhood Education | 0.0% | 0 |
| Learning & Behavior Disorders | 0.0% | 0 |
| Middle School Education | 0.0% | 0 |
| Recreation & Leisure Services | 0.0% | 0 |
| Social Work | 0.0% | 0 |
| Youth & Nonprofit Leadership | 0.0% | 0 |
| Art | 0.0% | 0 |
| Creative Writing (BFA) | 0.0% | 0 |
| English | 0.0% | 0 |
| English Education (TESOL) | 0.0% | 0 |
| Philosophy | 0.0% | 0 |
| International Affairs | 0.0% | 0 |
| Political Science | 0.0% | 0 |
| Public Administration | 0.0% | 0 |
| answered question | | 0 |
| skipped question | | 8 |

45. 17. Please identify the program/major in which you are earning a degree. If you have a double major, check both of your majors. (Note: Liberal Arts and Integrated Studies Students, check Liberal Arts or Integrated Studies. Do not check your field of study as a major.)


| | | |
|---|------|----------|
| Sociology | 0.0% | 0 |
| History | 0.0% | 0 |
| Liberal Arts | 0.0% | 0 |
| French | 0.0% | 0 |
| German | 0.0% | 0 |
| Japanese | 0.0% | 0 |
| Spanish | 0.0% | 0 |
| Music | 0.0% | 0 |
| Music Business | 0.0% | 0 |
| Psychology | 0.0% | 0 |
| Theatre | 0.0% | 0 |
| Biology | 0.0% | 0 |
| Wildlife & Conservation Biology | 0.0% | 0 |
| Chemistry | 0.0% | 0 |
| Applied Physics | 0.0% | 0 |
| Engineering Physics | 0.0% | 0 |
| Physics | 0.0% | 0 |
| Geosciences | 0.0% | 0 |
| Civil Engineering Technology (associate's) | 0.0% | 0 |
| Civil Engineering Technology (bachelor's) | 0.0% | 0 |
| answered question | | 0 |
| skipped question | | 8 |

45. 17. Please identify the program/major in which you are earning a degree. If you have a double major, check both of your majors. (Note: Liberal Arts and Integrated Studies Students, check Liberal Arts or Integrated Studies. Do not check your field of study as a major.)

| | | |
|---|------|----------|
| Electromechanical Engineering Technology | 0.0% | 0 |
| Engineering Graphics & Design | 0.0% | 0 |
| Interior Design | 0.0% | 0 |
| Manufacturing Technology | 0.0% | 0 |
| Occupational Safety and Health | 0.0% | 0 |
| Industrial Technology (associate's) | 0.0% | 0 |
| Mathematics | 0.0% | 0 |
| Telecommunications Systems Mgmt | 0.0% | 0 |
| Agricultural Science & Technology (associate's) | 0.0% | 0 |
| Agricultural Science (bachelor's) | 0.0% | 0 |
| Animal Technology/Animal-Equine | 0.0% | 0 |
| Animal Technology/Vet Tech, Pre-Vet | 0.0% | 0 |
| Athletic Training | 0.0% | 0 |
| Communication Disorders | 0.0% | 0 |
| Exercise Science | 0.0% | 0 |
| Nursing | 0.0% | 0 |
| Nursing/RN to BSN | 0.0% | 0 |
| Nutrition, Dietetics, & Food Mgmt | 0.0% | 0 |
| answered question | | 0 |
| skipped question | | 8 |

45. 17. Please identify the program/major in which you are earning a degree. If you have a double major, check both of your majors. (Note: Liberal Arts and Integrated Studies Students, check Liberal Arts or Integrated Studies. Do not check your field of study as a major.)

| | |
|--|--|
| | |
| | |
| | |
| | |



Dy