



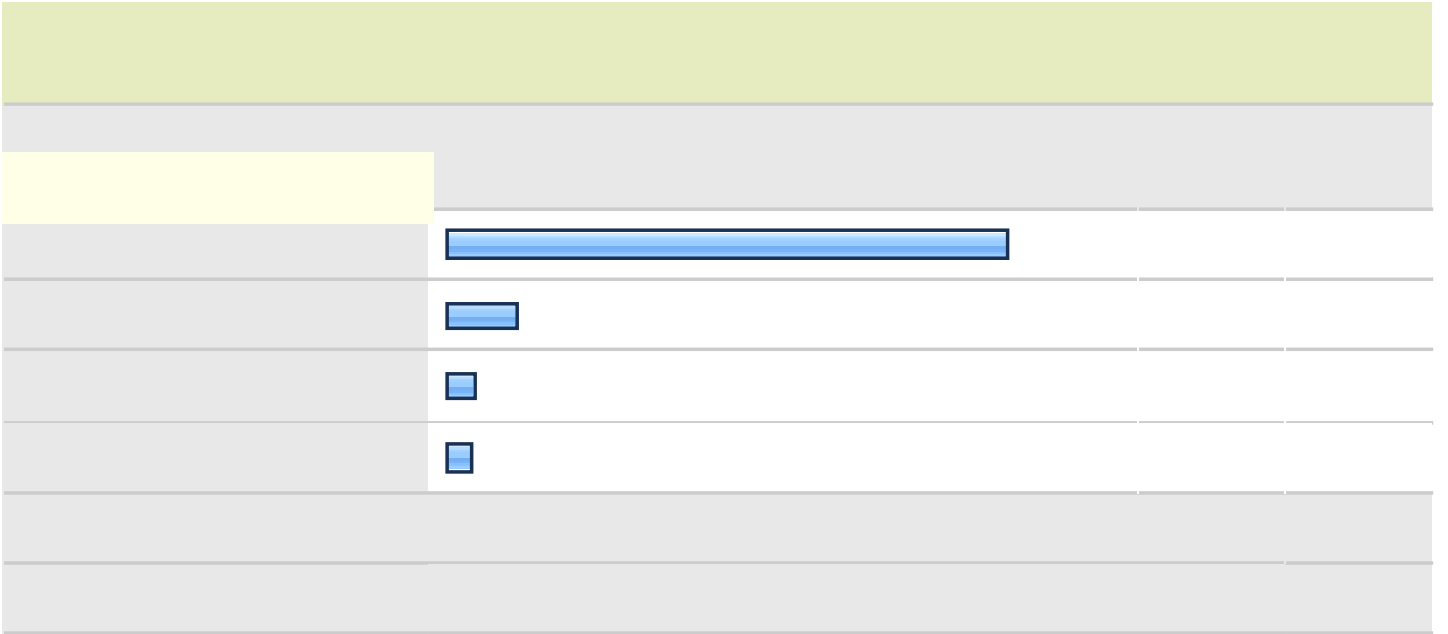

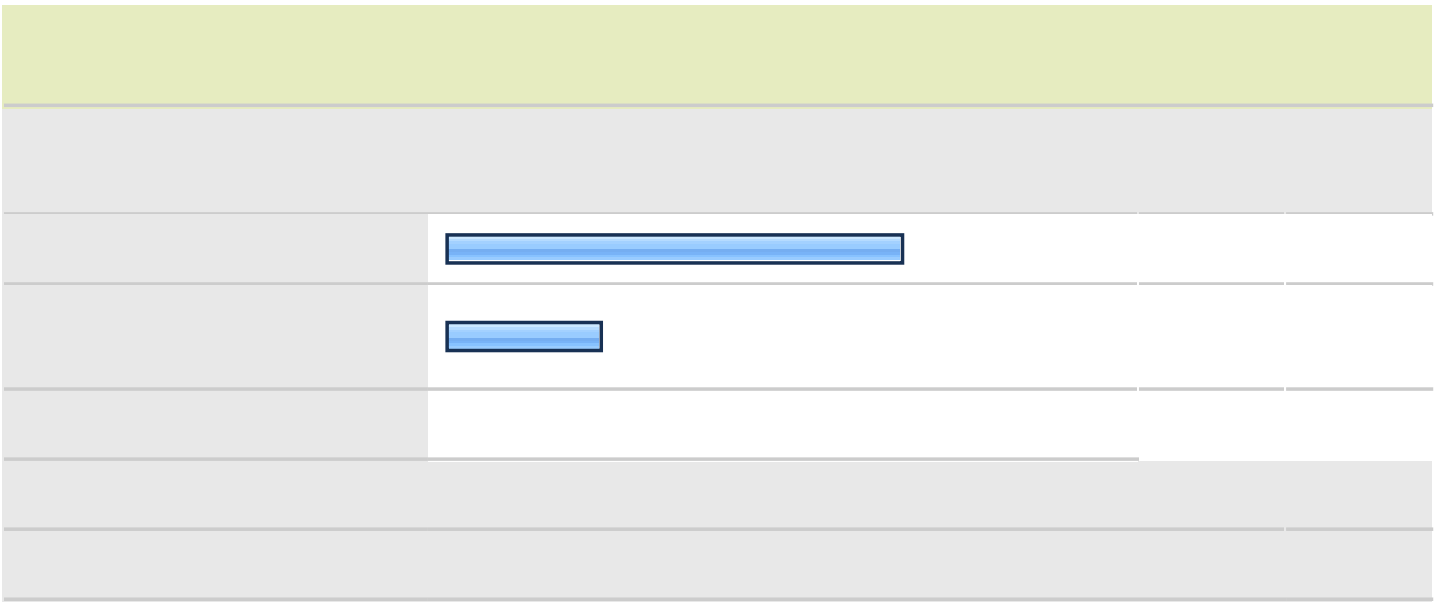
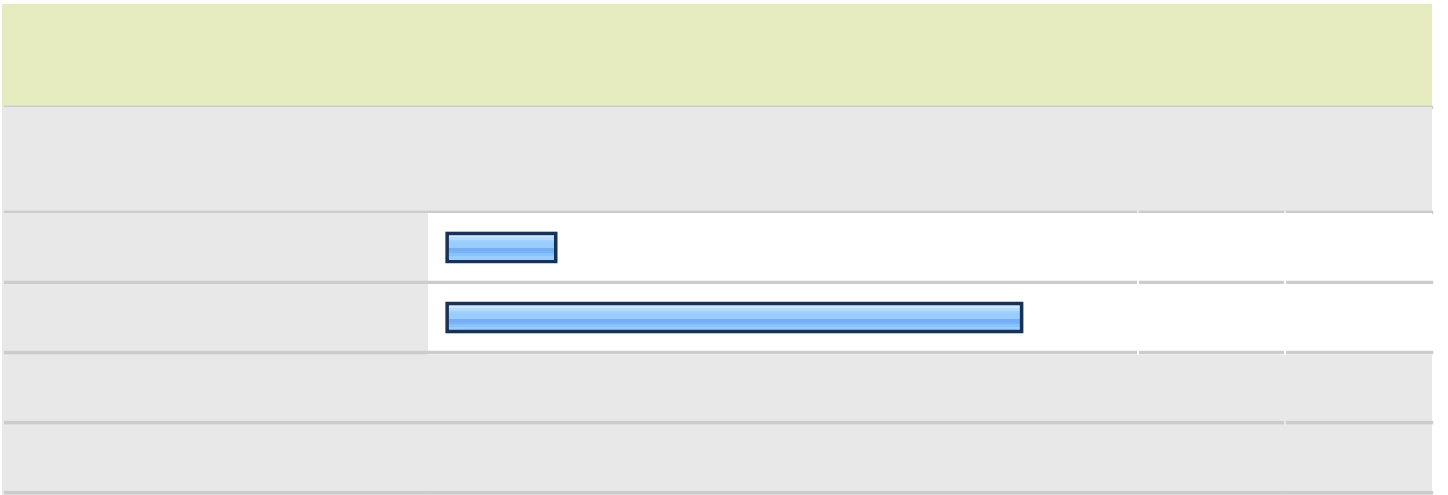



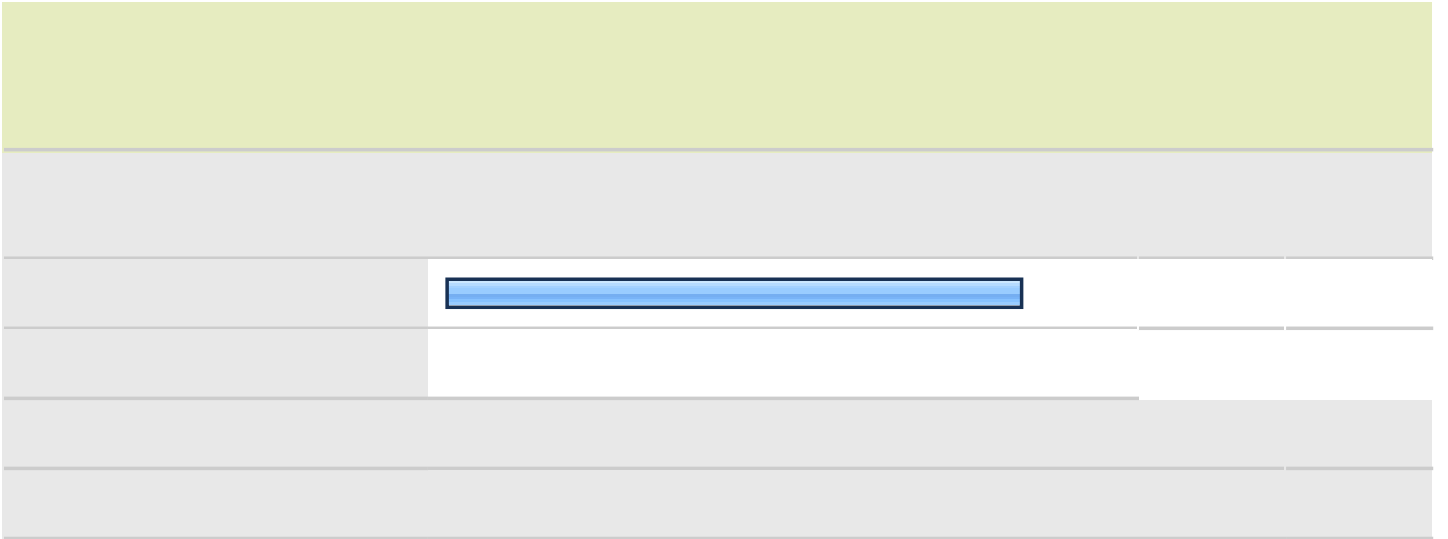

5. 5. What is your residency classification at MSU?

		Response Percent	Response Count
In-state		71.0%	456
Out-of-state		27.3%	175
International		1.7%	11
		answered question	642
		skipped question	1














16. 16. In what range does your grade point average fall?


		Response Percent	Response Count
Less than 2.00		0.0%	0
2.00-2.50		3.9%	25
2.51-3.00		18.1%	115
			
			
		answered question	637
		skipped question	6

17. 17. Please identify the program/major in which you are earning a degree. If you have a double major, check both of your majors. (Note: Liberal Arts and Integrated Studies Students, check Liberal Arts or Integrated Studies. Do not check your field of study as a major.)

		Response Percent	Response Count
Accounting	<input type="checkbox"/>	3.3%	21
Advertising	<input type="checkbox"/>	1.1%	7
Agricultural Science & Technology (associate's)	<input type="checkbox"/>	0.5%	3
Agricultural Science (bachelor's)	<input checked="" type="checkbox"/>	6.6%	42
Animal Technology/Animal-Equine	<input type="checkbox"/>	1.6%	10
Animal Technology/Vet Tech, Pre-Vet	<input type="checkbox"/>	4.3%	27
Applied Physics		0.0%	0
Art	<input type="checkbox"/>	0.9%	6
Athletic Training	<input type="checkbox"/>	0.3%	2
Biology	<input type="checkbox"/>	3.8%	24
Business Administration (associate's)	<input type="checkbox"/>	0.2%	1
Business Administration (bachelor's)	<input type="checkbox"/>	4.3%	27
Career & Technical Education (associate's)		0.0%	0
Career & Technical Education (bachelor's)	<input type="checkbox"/>	0.3%	2
Chemistry	<input type="checkbox"/>	1.3%	8
Civil Engineering Technology (associate's)	<input type="checkbox"/>	0.2%	1
answered question			633
skipped question			10




1

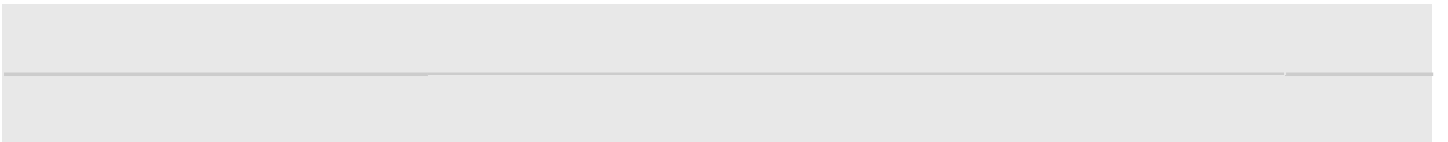


17. 17. Please identify the program/major in which you are earning a degree. If you have a double major, check both of your majors. (Note: Liberal Arts and Integrated Studies Students, check Liberal Arts or Integrated Studies. Do not check your field of study as a major.)

Graphic Communications Media	<input type="checkbox"/>	0.5%	3
Health & Physical Education	<input type="checkbox"/>	0.3%	2
Health Information Administration	<input type="checkbox"/>	0.2%	1
History	<input type="checkbox"/>	1.6%	10
Industrial Technology (associate's)	<input type="checkbox"/>	0.0%	0
Integrated Studies (BIS)	<input checked="" type="checkbox"/>	4.6%	29
Interdisciplinary Early Childhood Education	<input type="checkbox"/>	0.6%	4
Interior Design	<input type="checkbox"/>	0.2%	1
International Business	<input type="checkbox"/>	0.5%	3
International Studies	<input type="checkbox"/>	0.8%	5
Japanese	<input type="checkbox"/>	0.2%	1
Journalism	<input type="checkbox"/>	0.8%	5
Learning & Behavior Disorders	<input type="checkbox"/>	1.6%	10
Liberal Arts	<input type="checkbox"/>	0.6%	4
Logistics & Supply Chain Management	<input type="checkbox"/>	0.3%	2
Management	<input type="checkbox"/>	0.8%	5
Manufacturing Technology	<input type="checkbox"/>	0.2%	1
Marketing	<input type="checkbox"/>	2.4%	15
Mathematics	<input type="checkbox"/>	1.4%	9
answered question			633
skipped question			10



	<input type="checkbox"/>			
	<input type="checkbox"/>			
	<input type="checkbox"/>			
	<input type="checkbox"/>			
	<input type="checkbox"/>			
	<input type="checkbox"/>			
	<input type="checkbox"/>			
	<input type="checkbox"/>			



19. 21. Which best describes your situation?

		Response Percent	Response Count
Did not change major/area		49.0%	309
Did not initially declare major/area		8.7%	55
Changed major/area		42.2%	266
		answered question	630
		skipped question	13

