






### 3. 3. Ethnic Background

		Response Percent	Response Count
White		100.0%	8
Black/African-American		0.0%	0
Asian		0.0%	0
Hispanic/Latino		0.0%	0
American Indian/Alaskan Native		0.0%	0
Native Hawaiian/Other Pacific Islander		0.0%	0
Two or more races		0.0%	0
		<b>answered question</b>	<b>8</b>
		<b>skipped question</b>	<b>0</b>

### 4. 4. Are you a U.S. citizen?

		Response Percent	Response Count
Yes		100.0%	8
No		0.0%	0
		<b>answered question</b>	<b>8</b>
		<b>skipped question</b>	<b>0</b>

## 5. 5. What is your residency classification at MSU?


		Response Percent	Response Count
In-state		100.0%	8
Out-of-state		0.0%	0
International		0.0%	0
		<b>answered question</b>	<b>8</b>
		<b>skipped question</b>	<b>0</b>

### 5. 5. What is your residency classification at MSU?



answered question 8

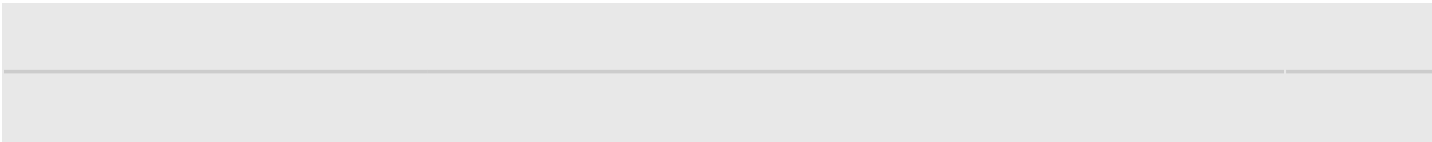

skipped question 0

### 6. 6. Age


		Response Percent	Response Count
24 or younger		100.0%	8
25-34		0.0%	0
35-44		0.0%	0
45 or older		0.0%	0
		answered question	8
		skipped question	0

### 7. 7. Has either of your parents received a bachelor's degree?


		Response Percent	Response Count
Yes		87.5%	7
No		12.5%	1
		answered question	8
		skipped question	0








**11. 11. Approximately what percent of your University Studies (general education) classes did you take at MSU?**

		Response Percent	Response Count
Under 25%		100.0%	1
25-49%		0.0%	0
50-74%		0.0%	0
75-100%		0.0%	0
answered question			1
skipped question			7

**12. 12. What has been your attendance status at MSU?**

		Response Percent	Response Count
Primarily full-time		100.0%	8
Primarily part-time		0.0%	0
answered question			8
skipped question			0

### 13. 13. In which Residential College are you a member?

		Response Percent	Response Count
Do not know		0.0%	0
Clark College		25.0%	2
Elizabeth College		12.5%	1
Franklin-Springer Colleges		0.0%	0
Hart College		0.0%	0
Hester College		12.5%	1
Regents College		0.0%	0
Richmond College		12.5%	1
<b>White College</b>		<b>37.5%</b>	<b>3</b>
<b>answered question</b>			<b>8</b>
<b>skipped question</b>			<b>0</b>

### 13. 13. In which Residential College are you a member?

answered question 8

skipped question 0

### 14. 14. Have you ever received any type of Financial Aid while at MSU? (scholarships, grants, work-study, etc.)

Response Percent Response Count

Yes  87.5% 7

No  12.5% 1

answered question 8

skipped question 0

### 15. 15. How many years will it take you to complete your degree from the point of your initial enrollment in college (including any time at a previous institution)?

Response Percent Response Count

Two 0.0% 0

Three  12.5% 1

Four  50.0% 4

Five  37.5% 3

Six 0.0% 0




More than six 0.0% 0

answered question 8

skipped question 0





## 16. 16. In what range does your grade point average fall?



		Response Percent	Response Count
Less than 2.00		0.0%	0
2.00-2.50		0.0%	0
2.51-3.00		12.5%	1
3.01-3.50		25.0%	2
3.51-4.00		62.5%	5
<b>answered question</b>			<b>8</b>
<b>skipped question</b>			<b>0</b>





















## 22. 24. What time would you have preferred?

	Response Percent	Response Count
Late afternoon	0.0%	0
Evening	0.0%	0
Weekend	0.0%	0
During the day	0.0%	0
Online	0.0%	0
<b>answered question</b>		<b>0</b>
<b>skipped question</b>		<b>8</b>



## 23. 25. Which best describes the location where you completed the majority of your courses?

	Response Percent	Response Count
<b>Murray</b>	<b>100.0%</b>	<b>8</b>
Paducah	0.0%	0
Ft. Campbell	0.0%	0
Madisonville	0.0%	0
Hopkinsville	0.0%	0
Henderson	0.0%	0
Online	0.0%	0
Other (please specify)	0.0%	0
<b>answered question</b>		<b>8</b>
<b>skipped question</b>		<b>0</b>




**24. 26. Did you take any online courses while at Murray State?**


		Response Percent	Response Count
Yes		62.5%	5
No		37.5%	3
answered question			8
skipped question			0






**25. 27. Did it take you an extra semester or more to complete degree requirements at Murray State?**

		Response Percent	Response Count
Yes		25.0%	2
No		75.0%	6
answered question			8
skipped question			0




## 26. 28. Why did it take you an extra semester or more?

		Response Percent	Response Count
<b>Work obligation limited my enrollment.</b>		50.0%	1
Family obligations limited my enrollment.		0.0%	0
Tuition and other costs of attendance limited my enrollment.		0.0%	0
<b>A decision to change majors added to my requirements.</b>		50.0%	1
<b>A required course or courses were not offered.</b>		50.0%	1
Credits were lost transferring to			
		<b>answered question</b>	<b>2</b>
		<b>skipped question</b>	<b>6</b>





### 31. 33. Which statement best describes your experience with academic advising in your major/area?

		Response Percent	Response Count
Cannot judge; I did not make use of the opportunity.		0.0%	0
<b>I was satisfied with information my adviser provided.</b>		<b>75.0%</b>	<b>6</b>
Advice was inaccurate, incomplete, or misleading.		12.5%	1
My adviser was not available.		12.5%	1
		<b>answered question</b>	<b>8</b>
		<b>skipped question</b>	<b>0</b>

**31. 33. Which statement best describes your experience with academic advising in your major/area?**

answered question 8

skipped question 0









68. International student support services	12.5% (1)	12.5% (1)	0.0% (0)	0.0% (0)	<b>75.0% (6)</b>	3.50	8
69. Internet and wireless access for study and research needs	<b>50.0% (4)</b>	37.5% (3)	12.5% (1)	0.0% (0)	0.0% (0)	3.38	8
70. Intramural Sports and Recreation	25.0% (2)	25.0% (2)	0.0% (0)	0.0% (0)	<b>50.0% (4)</b>	3.50	8
71. LGBT programs	12.5% (1)	0.0% (0)	0.0% (0)	0.0% (0)	<b>87.5% (7)</b>	4.00	8
72. Lowry Center/Developmental courses and tutoring	12.5% (1)	0.0% (0)	0.0% (0)	0.0% (0)	<b>87.5% (7)</b>	4.00	8
73. Library	12.5% (1)	<b>75.0% (6)</b>	0.0% (0)	12.5% (1)	0.0% (0)	2.88	8
74. MSU web site	12.5% (1)	<b>75.0% (6)</b>	12.5% (1)	0.0% (0)	0.0% (0)	3.00	8
75. NCAA Sports	25.0% (2)	12.5% (1)	0.0% (0)	0.0% (0)	<b>62.5% (5)</b>	3.67	8
76. Online course	0.0%	0.0%	0.0%	0.0%	0.0%	0.00	0



### 35. 90. To what extent did you participate in Residential College activities?

		Response Percent	Response Count
Did not participate		85.7%	6
Frequently		0.0%	0
Occasionally		14.3%	1
Seldom		0.0%	0
<b>answered question</b>			<b>7</b>
<b>skipped question</b>			<b>1</b>












**38. Questions 93-102 The University has formulated ten desired "Characteristics of the Murray State University Graduate." Please indicate how effective your MSU experience was in enhancing your abilities in each area.**

100. Understand the importance of the behaviors necessary to maintain a healthy lifestyle;	<b>37.5% (3)</b>	<b>37.5% (3)</b>	25.0% (2)	0.0% (0)	3.13	8
101. Demonstrate mastery of a chosen field of study;	<b>75.0% (6)</b>	25.0% (2)	0.0% (0)	0.0% (0)	3.75	8
102. Value intellectual pursuit and continuous learning in a changing world.	<b>75.0% (6)</b>	25.0% (2)	0.0% (0)	0.0% (0)	3.75	8
<b>answered question</b>						<b>8</b>
<b>skipped question</b>						<b>0</b>



### 39. 103. What do you expect to do after you graduate?

		Response Percent	Response Count
I am unsure of my immediate plans.		12.5%	1
I will look for a job.		0.0%	0
I will continue working in the position I now have.		0.0%	0
I will work at a position I recently accepted.		0.0%	0
I will do additional undergraduate work.		0.0%	0
I will go to graduate school.		25.0%	2
I will go to law school.		0.0%	0
<b>I will go to medical school.</b>		<b>37.5%</b>	<b>3</b>
I will go to other professional school.		25.0%	2
I will not work or attend school.		0.0%	0
		<b>answered question</b>	<b>8</b>
		<b>skipped question</b>	<b>0</b>



**41. 105. If you intend to work full-time, what do you expect your salary to be?**




		Response Percent	Response Count
Above \$75,000		12.5%	1
\$65,000 - \$75,000		0.0%	0
\$55,000 - \$64,999		0.0%	0
\$45,000 - \$54,999		12.5%	1
		<b>answered question</b>	<b>8</b>
		<b>skipped question</b>	<b>0</b>

**41. 105. If you intend to work full-time, what do you expect your salary to be?**

answered question 8

skipped question 0

**42. 106. If you intend to continue your education, please indicate which statement best describes the institution you will attend.**

		Response Percent	Response Count
Murray State University		12.5%	1
<b>University/College in Kentucky</b>		<b>50.0%</b>	<b>4</b>
University/College outside Kentucky		37.5%	3
Does not apply			
		answered question	8
		skipped question	0