

# MSU Senior Survey

## 1. 1. Graduation Date



### Month

	May	August	December	Response Count
Please select the month and year that you plan to graduate:	<b>100.0% (25)</b>	0.0% (0)	0.0% (0)	25


### Year

	2012	2013	2014	2015	2016	2017	2018	2019	2020	Response Count
Please select the month and year that you plan to graduate:	0.0% (0)	0.0% (0)	0.0% (0)	16.0% (4)	<b>84.0% (21)</b>	0.0%				
<b>answered question</b>										<b>25</b>
<b>skipped question</b>										<b>0</b>

### 3. 3. Ethnic Background

		Response Percent	Response Count
White		96.0%	24
Black/African-American		0.0%	0
Asian		0.0%	0
Hispanic/Latino		0.0%	0
American Indian/Alaskan Native		0.0%	0
Native Hawaiian/Other Pacific Islander		0.0%	0
Two or more races		4.0%	1
<b>answered question</b>			<b>25</b>
<b>skipped question</b>			<b>0</b>

### 4. 4. Are you a U.S. citizen?

		Response Percent	Response Count
Yes		100.0%	25
No		0.0%	0
<b>answered question</b>			<b>25</b>
<b>skipped question</b>			<b>0</b>




### 5. 5. What is your residency classification at MSU?

answered question 25

skipped question 0

### 6. 6. Age


Response Percent Response Count

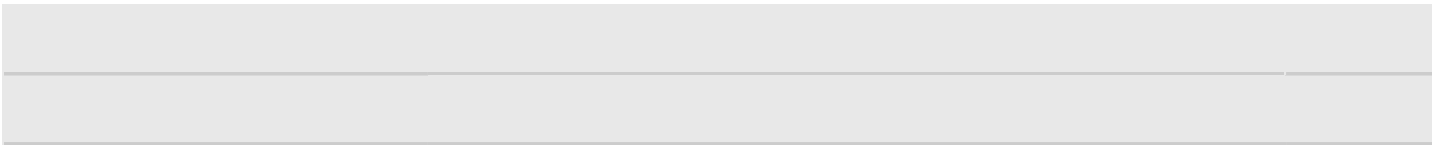


24 or younger  92.0% 23

25-34  8.0% Respor  
Percent


answered question 25

skipped question 0



















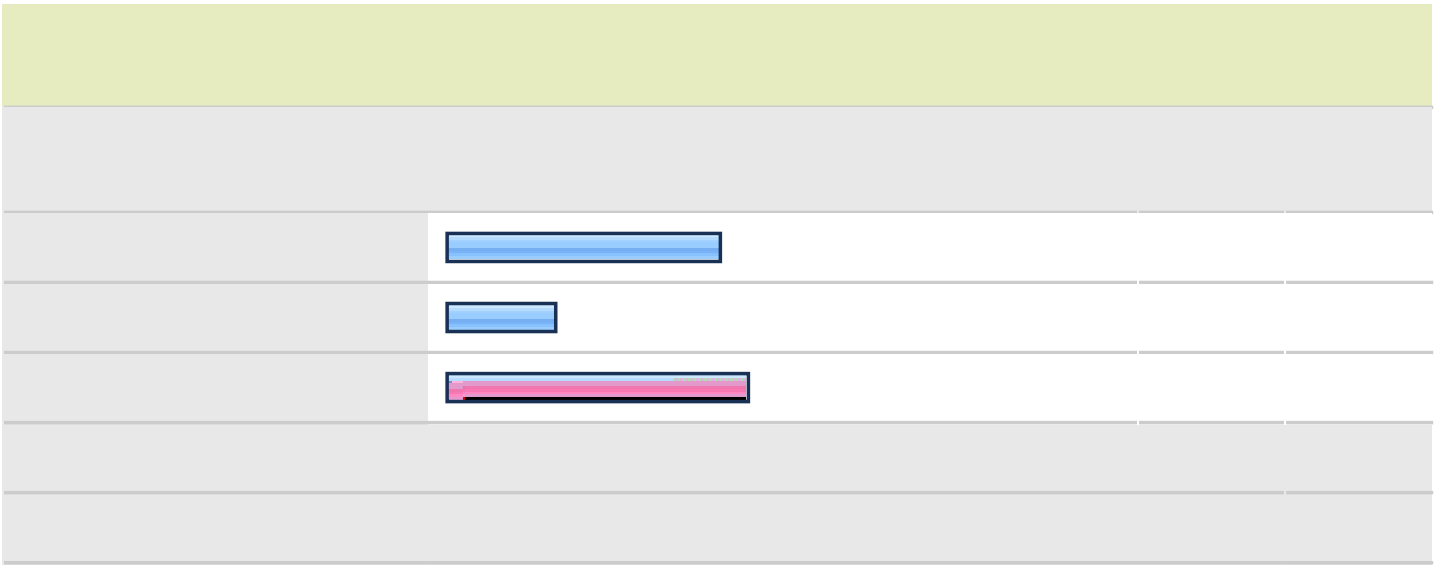










**19. 21. Which best describes your situation?**

answered question	25
skipped question	0

**20. 22. While school was in session during the past year, how many hours per week, on average, did you work for pay?**


		Response Percent	Response Count
Did not work		20.0%	5
<b>Worked 1-10 hrs</b>		<b>28.0%</b>	<b>7</b>
<b>Worked 11-20 hrs</b>		<b>28.0%</b>	<b>7</b>
Worked 21-30 hrs		20.0%	5
Worked 31-40 hrs		4.0%	1
Worked over 40 hrs		0.0%	0
		<b>answered question</b>	<b>25</b>
		<b>skipped question</b>	<b>0</b>

**21. 23. For the most part, were classes offered at times convenient to you?**


		Response Percent	Response Count
Yes		<b>100.0%</b>	<b>25</b>
No		0.0%	0
		<b>answered question</b>	<b>25</b>
		<b>skipped question</b>	<b>0</b>




## 22. 24. What time would you have preferred?



		Response Percent	Response Count
Late afternoon		0.0%	0
Evening		0.0%	0
Weekend		0.0%	0
During the day		0.0%	0
<b>Online</b>		<b>100.0%</b>	<b>1</b>
<b>answered question</b>			<b>1</b>
<b>skipped question</b>			<b>24</b>


## 23. 25. Which best describes the location where you completed the majority of your courses?

		Response Percent	Response Count
<b>Murray</b>		<b>100.0%</b>	<b>25</b>
Paducah		0.0%	0
Ft. Campbell		0.0%	0
Madisonville		0.0%	0
Hopkinsville		0.0%	0
Henderson		0.0%	0
Online		0.0%	0
Other (please specify)		0.0%	0
<b>answered question</b>			<b>25</b>
<b>skipped question</b>			<b>0</b>



## 26. 28. Why did it take you an extra semester or more?

		Response Percent	Response Count
Work obligation limited my enrollment.		0.0%	0
Family obligations limited my enrollment.		33.3%	1
Tuition and other costs of attendance limited my enrollment.		0.0%	0
<b>A decision to change majors added to my requirements.</b>		<b>100.0%</b>	<b>3</b>
A required course or courses were not offered.		0.0%	0
Credits were lost transferring to Murray State.		0.0%	0
Other (please specify)		0.0%	0
		<b>answered question</b>	<b>3</b>
		<b>skipped question</b>	<b>22</b>







**31. 33. Which statement best describes your experience with academic advising in your major/area?**

**answered question 25**

**skipped question 0**

**32. Questions 34-48 For each of these items, indicate the extent to which you were satisfied.**

	Very satisfied	Satisfied	Dissatisfied	Very dissatisfied	Rating Average	Rating Count
34. Class size relative to type of course	<b>50.0% (12)</b>	45.8% (11)	4.2% (1)	0.0% (0)	3.46	24
35. Out-of-class availability of faculty	<b>54.2% (13)</b>	45.8% (11)	0.0% (0)	0.0% (0)	3.54	24
36. Effectiveness of your high school preparation for college work	25.0% (6)	<b>50.0% (12)</b>	20.8% (5)	4.2% (1)	2.96	24
37. Fairness of faculty in their treatment of individual students	<b>50.0% (12)</b>	41.7% (10)	8.3% (2)	0.0% (0)	3.42	24
38. Overall quality of instruction at Murray State	<b>58.3% (14)</b>	41.7% (10)	0.0% (0)	0.0% (0)	3.58	24
39. Quality of instruction in University Studies (General Education) courses	41.7% (10)	<b>50.0% (12)</b>	8.3% (2)	0.0% (0)	3.33	24
40. Quality of instruction in your major	<b>70.8% (17)</b>	29.2% (7)	0.0% (0)	0.0% (0)	3.71	24
41. Clarity of program objectives in your major	<b>70.8% (17)</b>	25.0% (6)	4.2% (1)	0.0% (0)	3.67	24
42. Intellectual challenge of the academic program	<b>66.7% (16)</b>	33.3% (8)	0.0% (0)	0.0% (0)	3.67	24
43. Encouragement and information from your major department for employment after graduation	<b>45.8% (11)</b>	41.7% (10)	12.5% (3)	0.0% (0)	3.33	24
44. Availability of opportunities to engage in a faculty-mentored research, scholarly, or creative project in your area of study/interest	<b>45.8% (11)</b>	29.2% (7)	12.5% (3)	12.5% (3)	3.08	24
45. Library hours	37.5% (9)	<b>50.0% (12)</b>	12.5% (3)	0.0% (0)	3.25	24
				<b>answered question</b>		<b>24</b>
				<b>skipped question</b>		<b>1</b>















**38. Questions 93-102 The University has formulated ten desired "Characteristics of the Murray State University Graduate." Please indicate how effective your MSU experience was in enhancing your abilities in each area.**



	Very effective	Effective	Ineffective	Very ineffective	Rating Average	Rating Count
93. Engage in mature, independent and creative thought and express that thought effectively in oral and written communication;	40.9% (9)	<b>54.5% (12)</b>	4.5% (1)	0.0% (0)	3.36	22
94. Understand and apply the critical and scientific methodologies that academic disciplines employ to discover knowledge and ascertain its validity;	40.9% (9)	<b>50.0% (11)</b>	9.1% (2)	0.0% (0)	3.32	22
95. Apply sound standards of information gathering, analysis and evaluation to reach logical decisions;	<b>45.5% (10)</b>	<b>45.5% (10)</b>	9.1% (2)	0.0% (0)	3.36	22
96. Understand the roles and applications of science and technology in the solution of the problems of a changing world;	<b>47.6% (10)</b>	38.1% (8)	14.3% (3)	0.0% (0)	3.33	21
97. Demonstrate a critical understanding of the world's historical, literary, philosophical and artistic traditions;	31.8% (7)	<b>54.5% (12)</b>	13.6% (3)	0.0% (0)	3.18	22
98. Understand the dynamics of cultural diversity, of competing economic and political systems, and of complex moral and ethical issues;	40.9% (9)	<b>54.5% (12)</b>	4.5% (1)	0.0% (0)	3.36	22
99. Understand the nature of and engage in ethical behavior and responsible citizenship;	45.5% (10)	<b>50.0% (11)</b>	4.5% (1)	0.0% (0)	3.41	22
				<b>answered question</b>		<b>22</b>
				<b>skipped question</b>		<b>3</b>

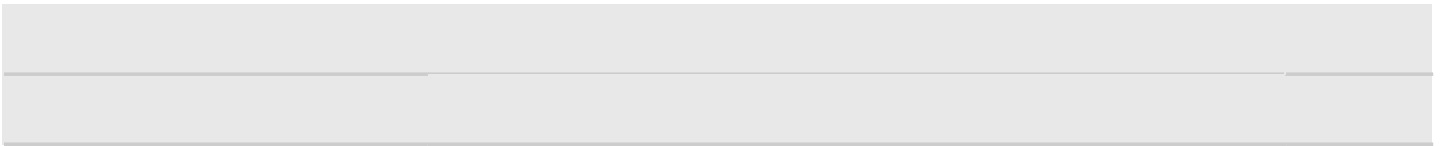
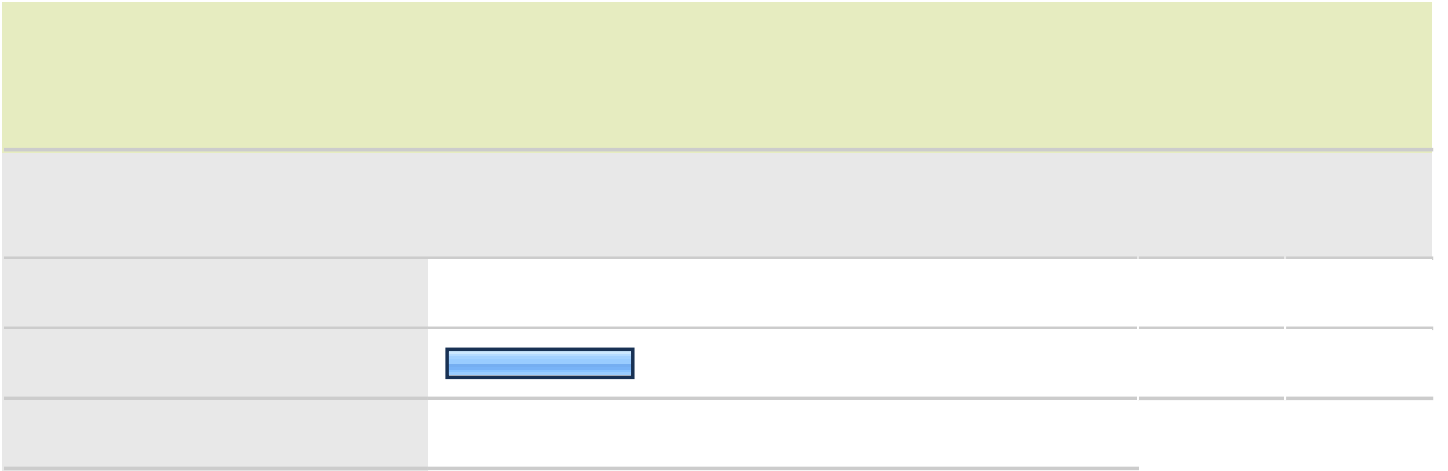

**38. Questions 93-102 The University has formulated ten desired "Characteristics of the Murray State University Graduate." Please indicate how effective your MSU experience was in enhancing your abilities in each area.**

100. Understand the importance of the behaviors necessary to maintain a healthy lifestyle;	45.5% (10)	<b>54.5% (12)</b>	0.0% (0)	0.0% (0)	3.45	22
101. Demonstrate mastery of a chosen field of study;	<b>50.0% (11)</b>	45.5% (10)	4.5% (1)	0.0% (0)	3.45	22
102. Value intellectual pursuit and continuous learning in a changing world.	<b>54.5% (12)</b>	40.9% (9)	4.5% (1)	0.0% (0)	3.50	22
<b>answered question</b>						<b>22</b>
<b>skipped question</b>						<b>3</b>









### 39. 103. What do you expect to do after you graduate?

		Response Percent	Response Count
I am unsure of my immediate plans.		0.0%	0
I will look for a job.		0.0%	0
I will continue working in the position I now have.		0.0%	0
I will work at a position I recently accepted.		0.0%	0
I will do additional undergraduate work.		0.0%	0
<b>I will go to graduate school.</b>		<b>95.5%</b>	<b>21</b>
I will go to law school.		0.0%	113
			
		<b>answered question</b>	<b>22</b>
		<b>skipped question</b>	<b>3</b>



### 41. 105. If you intend to work full-time, what do you expect your salary to be?

		Response Percent	Response Count
Above \$75,000		0.0%	0
\$65,000 - \$75,000		9.1%	2
\$55,000 - \$64,999		9.1%	2
\$45,000 - \$54,999		4.5%	1
\$35,000 - \$44,999		4.5%	1
\$25,000 - \$34,999		0.0%	0
Below \$25,000		9.1%	2
<b>Does not apply</b>		<b>63.6%</b>	<b>14</b>
<b>answered question</b>			<b>22</b>
<b>skipped question</b>			<b>3</b>

